



# Seton Hall University

## 2022-23 Data Trends



*Prepared by Office of Institutional Research*

# Table of Contents

## *5 Year Enrollment Trends*

|  |   |
|--|---|
| Total University .....                         | 1 |
| Undergraduate/Graduate by Gender .....         | 1 |
| Undergraduate/Graduate by Race/Ethnicity ..... | 1 |
| Undergraduate/Graduate by Age .....            | 1 |
| Undergraduate/Graduate by Residency .....      | 1 |
| Undergraduate/Graduate by Full-Part time ..... | 2 |
| Undergraduate/Graduate by College .....        | 2 |
| Undergraduate by Class Standing .....          | 2 |
| Graduate by Degree Level.....                  | 2 |

## *5 Year Enrollment Trends by Program*

|  |       |
|--|-------|
| Undergraduate by Majors.....               | 3-5   |
| Undergraduate by Minors.....               | 6-7   |
| Undergraduate by Second Majors .....       | 8-9   |
| Graduate by Majors .....                   | 10-14 |
| Graduate by 2 <sup>nd</sup> Programs ..... | 15-16 |

## *5 Year Freshman Admission Trends*

|  |    |
|--|----|
| Total Applications .....                                     | 17 |
| Full-time Freshmen by Gender .....                           | 17 |
| Full-time Freshmen by Race/Ethnicity .....                   | 17 |
| Full-time Freshmen by College .....                          | 17 |
| Full-time Freshmen by Residency .....                        | 17 |
| Full-time Freshmen by Housing Status .....                   | 17 |
| Full-time Freshmen by SAT Distribution and Average SAT ..... | 17 |
| Full-time Freshmen by HS GPA .....                           | 17 |
| Full-time Freshmen by HS Rank .....                          | 17 |
| Annual Tuition & Fees .....                                  | 17 |

## *Fall 2022 Full-time Freshman Profile*

|   |    |
|---|----|
| Full-time Freshman by College .....             | 18 |
| Full-time Freshman by Race/Ethnicity .....      | 18 |
| Full-time Freshman by Religious Background..... | 18 |
| Full-time Freshman by Residency .....           | 18 |
| Full-time Freshman by Average SAT .....         | 18 |
| Full-time Freshman by SAT Bands.....            | 18 |
| Full-time Freshman by HS Rank .....             | 18 |
| Full-time Freshman by HS GPA .....              | 18 |
| Full-time Freshman by Major.....                | 19 |

# Table of Contents

## *5 Year Degrees Awarded Trends*

|  |    |
|--|----|
| Total University .....                         | 20 |
| Undergraduate/Graduate by Gender .....         | 20 |
| Undergraduate/Graduate by Race/Ethnicity ..... | 20 |
| Undergraduate/Graduate by College .....        | 20 |
| Undergraduate by Honor Status .....            | 20 |
| Graduate by Degree Level.....                  | 20 |

## *5 Year Degrees Awarded Trends by Program*

|   |       |
|---|-------|
| Baccalaureate.....                      | 21-23 |
| Baccalaureates with Minors .....        | 24-25 |
| Baccalaureates with Second Majors ..... | 26-27 |
| Graduate .....                          | 28-31 |

## *Retention and Graduation Rate Trends*

|                                   |    |
|-----------------------------------|----|
| Entering Full-time Freshmen ..... | 32 |
|-----------------------------------|----|

## *5 Year Credit Hour Trends*

|   |    |
|---|----|
| Total University .....                                      | 33 |
| Undergraduate/Graduate by Term.....                         | 33 |
| Undergraduate/Graduate by Course College .....              | 33 |
| Undergraduate/Graduate by Term, Sections, Registrants ..... | 33 |

## *5 Year Faculty Trends*

|                                |    |
|--------------------------------|----|
| By Full-time/Part-time .....   | 34 |
| By College/School .....        | 34 |
| By Rank.....                   | 34 |
| By Tenure Status .....         | 34 |
| By Gender .....                | 34 |
| By Race.....                   | 34 |
| By Age .....                   | 34 |
| By Years of Service .....      | 34 |
| By Highest Degree Earned ..... | 34 |

## *Fall 2022 Faculty Profile by College*

|                              |    |
|------------------------------|----|
| By Full-time/Part-time ..... | 35 |
| By Gender .....              | 35 |
| By Race/Ethnicity .....      | 35 |
| By Tenure .....              | 36 |
| By Rank.....                 | 36 |
| By Years of Service .....    | 36 |

# Table of Contents

## *2022-23 Credits Taught and Average Class Size*

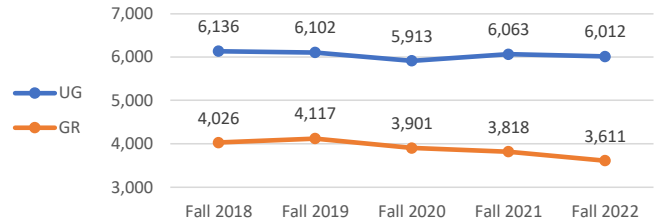
|                             |    |
|-----------------------------|----|
| All Courses.....            | 37 |
| Undergraduate Courses ..... | 38 |
| Graduate Courses .....      | 39 |

## *Seton Hall University Officers*

|   |    |
|---|----|
| 2022-23 Executive Cabinet Members ..... | 40 |
| 2022-23 Academic Officers.....          | 40 |

## Seton Hall University - 5 Year Fall Enrollment Trends

| Total University |         |         |         |         |         |          |
|------------------|---------|---------|---------|---------|---------|----------|
|                  | Fa'2018 | Fa'2019 | Fa'2020 | Fa'2021 | Fa'2022 | Syr Δ    |
| Undergrad        | 6,136   | 6,102   | 5,913   | 6,063   | 6,012   | 62% -2%  |
| Graduate         | 4,026   | 4,117   | 3,901   | 3,818   | 3,611   | 38% -10% |
| Total            | 10,162  | 10,219  | 9,814   | 9,881   | 9,623   | 100% -5% |
| FTE (FT + 1/2PT) | 8,447   | 8,467   | 8,232   | 8,395   | 8,185   | -3%      |



| Undergraduate by Gender |         |         |         |         |         |          |
|-------------------------|---------|---------|---------|---------|---------|----------|
|                         | Fa'2018 | Fa'2019 | Fa'2020 | Fa'2021 | Fa'2022 | Syr Δ    |
| Men                     | 2,877   | 2,899   | 2,787   | 2,797   | 2,707   | 45% -6%  |
| Women                   | 3,259   | 3,203   | 3,126   | 3,266   | 3,305   | 55% 1%   |
| Total                   | 6,136   | 6,102   | 5,913   | 6,063   | 6,012   | 100% -2% |

| Graduate by Gender |         |         |         |         |         |           |
|--------------------|---------|---------|---------|---------|---------|-----------|
|                    | Fa'2018 | Fa'2019 | Fa'2020 | Fa'2021 | Fa'2022 | Syr Δ     |
| Men                | 1,622   | 1,612   | 1,501   | 1,436   | 1,333   | 37% -18%  |
| Women              | 2,404   | 2,505   | 2,400   | 2,382   | 2,278   | 63% -5%   |
| Total              | 4,026   | 4,117   | 3,901   | 3,818   | 3,611   | 100% -10% |

| Undergraduate by Race/Ethnicity |         |         |         |         |         |          |
|---------------------------------|---------|---------|---------|---------|---------|----------|
|                                 | Fa'2018 | Fa'2019 | Fa'2020 | Fa'2021 | Fa'2022 | Syr Δ    |
| Hispanic                        | 1,062   | 1,112   | 1,116   | 1,303   | 1,422   | 24% 34%  |
| Black                           | 518     | 499     | 503     | 585     | 652     | 11% 26%  |
| Asian                           | 730     | 740     | 710     | 666     | 668     | 11% -8%  |
| Pac Isllder                     | 6       | 5       | 5       | 6       | 3       | 0% -50%  |
| Am Ind/Alskn                    | 12      | 7       | 10      | 11      | 9       | 0% -25%  |
| White                           | 2,971   | 3,041   | 3,056   | 3,058   | 2,862   | 48% -4%  |
| 2+ Races                        | 251     | 265     | 251     | 247     | 232     | 4% -8%   |
| Unknown                         | 586     | 433     | 262     | 187     | 164     | 3% -72%  |
| Total                           | 6,136   | 6,102   | 5,913   | 6,063   | 6,012   | 100% -2% |

| Graduate by Race/Ethnicity |         |         |         |         |         |           |
|----------------------------|---------|---------|---------|---------|---------|-----------|
|                            | Fa'2018 | Fa'2019 | Fa'2020 | Fa'2021 | Fa'2022 | Syr Δ     |
| Hispanic                   | 426     | 433     | 476     | 506     | 511     | 14% 20%   |
| Black                      | 487     | 492     | 472     | 435     | 433     | 12% -11%  |
| Asian                      | 351     | 383     | 322     | 300     | 310     | 9% -12%   |
| Pac Isllder                | 8       | 7       | 10      | 9       | 7       | 0% -13%   |
| Am Ind/Alskn               | 3       | 2       | 3       | 3       | 2       | 0% -33%   |
| White                      | 2,130   | 2,211   | 2,181   | 2,180   | 2,104   | 58% -1%   |
| 2+ Races                   | 78      | 94      | 102     | 99      | 104     | 3% 33%    |
| Unknown                    | 543     | 495     | 335     | 286     | 140     | 4% -74%   |
| Total                      | 4,026   | 4,117   | 3,901   | 3,818   | 3,611   | 100% -10% |

| Undergraduate by Age |         |         |         |         |         |          |
|----------------------|---------|---------|---------|---------|---------|----------|
|                      | Fa'2018 | Fa'2019 | Fa'2020 | Fa'2021 | Fa'2022 | Syr Δ    |
| Under 18             | 67      | 81      | 86      | 96      | 72      | 1% 7%    |
| 18-19                | 2,715   | 2,848   | 2,701   | 2,841   | 2,948   | 49% 9%   |
| 20-21                | 2,442   | 2,417   | 2,503   | 2,517   | 2,411   | 40% -1%  |
| 22-24                | 620     | 536     | 461     | 466     | 439     | 7% -29%  |
| 25-29                | 167     | 116     | 94      | 77      | 71      | 1% -57%  |
| 30-34                | 48      | 42      | 29      | 34      | 27      | 0% -44%  |
| 35-39                | 25      | 22      | 15      | 6       | 11      | 0% -56%  |
| 40-49                | 27      | 17      | 15      | 11      | 13      | 0% -52%  |
| 50-64                | 12      | 14      | 8       | 8       | 5       | 0% -58%  |
| 65 and over          | 13      | 8       | 1       | 7       | 15      | 0% 15%   |
| Unknown              | 0       | 1       | 0       | 0       | 0       | 0% -     |
| Total                | 6,136   | 6,102   | 5,913   | 6,063   | 6,012   | 100% -2% |

| Graduate by Age |         |         |         |         |         |           |
|-----------------|---------|---------|---------|---------|---------|-----------|
|                 | Fa'2018 | Fa'2019 | Fa'2020 | Fa'2021 | Fa'2022 | Syr Δ     |
| Under 18        | 1       | 1       | 0       | 0       | 0       | 0% -100%  |
| 18-19           | 0       | 1       | 1       | 0       | 3       | 0% -      |
| 20-21           | 39      | 39      | 35      | 40      | 55      | 2% 41%    |
| 22-24           | 1,187   | 1,262   | 1,169   | 1,194   | 1,125   | 31% -5%   |
| 25-29           | 943     | 983     | 1,020   | 999     | 919     | 25% -3%   |
| 30-34           | 526     | 531     | 507     | 475     | 447     | 12% -15%  |
| 35-39           | 380     | 340     | 331     | 327     | 268     | 7% -29%   |
| 40-49           | 559     | 539     | 453     | 408     | 416     | 12% -26%  |
| 50-64           | 346     | 387     | 362     | 348     | 347     | 10% 0%    |
| 65 and over     | 42      | 32      | 23      | 27      | 31      | 1% -26%   |
| Unknown         | 3       | 2       | 0       | 0       | 0       | 0% -100%  |
| Total           | 4,026   | 4,117   | 3,901   | 3,818   | 3,611   | 100% -10% |

| Undergraduate by Residency |         |         |         |         |         |          |
|----------------------------|---------|---------|---------|---------|---------|----------|
|                            | Fa'2018 | Fa'2019 | Fa'2020 | Fa'2021 | Fa'2022 | Syr Δ    |
| New Jersey                 | 4,203   | 4,240   | 4,129   | 4,312   | 4,436   | 74% 6%   |
| Out of State               | 1,606   | 1,592   | 1,615   | 1,624   | 1,471   | 24% -8%  |
| International              | 327     | 270     | 169     | 127     | 105     | 2% -68%  |
| Unknown                    | 0       | 0       | 0       | 0       | 0       | 0% -     |
| Total                      | 6,136   | 6,102   | 5,913   | 6,063   | 6,012   | 100% -2% |

| Graduate by Residency |         |         |         |         |         |           |
|-----------------------|---------|---------|---------|---------|---------|-----------|
|                       | Fa'2018 | Fa'2019 | Fa'2020 | Fa'2021 | Fa'2022 | Syr Δ     |
| New Jersey            | 2,892   | 2,946   | 2,847   | 2,804   | 2,670   | 74% -8%   |
| Out of State          | 949     | 981     | 896     | 856     | 795     | 22% -16%  |
| International         | 185     | 190     | 157     | 157     | 145     | 4% -22%   |
| Unknown               | 0       | 0       | 1       | 1       | 1       | 0% -      |
| Total                 | 4,026   | 4,117   | 3,901   | 3,818   | 3,611   | 100% -10% |

## Seton Hall University - 5 Year Fall Enrollment Trends

| Undergraduate by Status |         |         |         |         |         |          |
|-------------------------|---------|---------|---------|---------|---------|----------|
|                         | Fa'2018 | Fa'2019 | Fa'2020 | Fa'2021 | Fa'2022 | 5yr Δ    |
| Full-time               | 5,777   | 5,782   | 5,724   | 5,914   | 5,844   | 97% 1%   |
| Part-time               | 359     | 320     | 189     | 149     | 168     | 3% -53%  |
| Total                   | 6,136   | 6,102   | 5,913   | 6,063   | 6,012   | 100% -2% |
| FTE (FT + 1/3PT)        | 5,897   | 5,889   | 5,787   | 5,964   | 5,900   | 0%       |

| Undergraduate by College |         |         |         |         |         |          |
|--------------------------|---------|---------|---------|---------|---------|----------|
|                          | Fa'2018 | Fa'2019 | Fa'2020 | Fa'2021 | Fa'2022 | 5yr Δ    |
| Arts & Sci               | 2,952   | 2,909   | 2,845   | 2,884   | 2,781   | 46% -6%  |
| Business                 | 1,391   | 1,486   | 1,464   | 1,494   | 1,508   | 25% 8%   |
| Comm & Art               | 459     | 416     | 410     | 404     | 391     | 7% -15%  |
| Diplomacy                | 371     | 367     | 341     | 299     | 250     | 4% -33%  |
| Education                | 261     | 265     | 277     | 272     | 242     | 4% -7%   |
| Nursing                  | 438     | 439     | 452     | 537     | 604     | 10% 38%  |
| Theology                 | 47      | 28      | 33      | 34      | 32      | 1% -32%  |
| Hlth/Med Sci             | -       | -       | -       | -       | 66      | 1% -     |
| Non-Matric               | 217     | 192     | 91      | 139     | 138     | 2% -36%  |
| Total                    | 6,136   | 6,102   | 5,913   | 6,063   | 6,012   | 100% -2% |

| Undergraduate by Class Standing |         |         |         |         |         |          |
|---------------------------------|---------|---------|---------|---------|---------|----------|
|                                 | Fa'2018 | Fa'2019 | Fa'2020 | Fa'2021 | Fa'2022 | 5yr Δ    |
| Freshman                        | 1,974   | 2,030   | 1,628   | 2,036   | 2,004   | 33% 2%   |
| Sophomore                       | 1,466   | 1,408   | 1,501   | 1,240   | 1,381   | 23% -6%  |
| Junior                          | 1,296   | 1,355   | 1,368   | 1,386   | 1,226   | 20% -5%  |
| Senior                          | 1,344   | 1,252   | 1,360   | 1,349   | 1,327   | 22% -1%  |
| 2nd Degree                      | 56      | 57      | 56      | 52      | 74      | 1% 32%   |
| Total                           | 6,136   | 6,102   | 5,913   | 6,063   | 6,012   | 100% -2% |

| Graduate by Status |         |         |         |         |         |           |
|--------------------|---------|---------|---------|---------|---------|-----------|
|                    | Fa'2018 | Fa'2019 | Fa'2020 | Fa'2021 | Fa'2022 | 5yr Δ     |
| Full-time          | 1,812   | 1,809   | 1,717   | 1,738   | 1,622   | 45% -10%  |
| Part-time          | 2,214   | 2,308   | 2,184   | 2,080   | 1,989   | 55% -10%  |
| Total              | 4,026   | 4,117   | 3,901   | 3,818   | 3,611   | 100% -10% |
| FTE (FT + 1/3PT)   | 2,550   | 2,578   | 2,445   | 2,431   | 2,285   | -10%      |

| Graduate by College |         |         |         |         |         |           |
|---------------------|---------|---------|---------|---------|---------|-----------|
|                     | Fa'2018 | Fa'2019 | Fa'2020 | Fa'2021 | Fa'2022 | 5yr Δ     |
| Arts & Sci          | 330     | 334     | 306     | 280     | 261     | 7% -21%   |
| Business            | 345     | 376     | 414     | 346     | 343     | 9% -1%    |
| Comm & Art          | 57      | 47      | 49      | 38      | 32      | 1% -44%   |
| Diplomacy           | 107     | 100     | 116     | 129     | 106     | 3% -1%    |
| Education           | 986     | 919     | 825     | 820     | 780     | 22% -21%  |
| Nursing             | 235     | 254     | 264     | 248     | 247     | 7% 5%     |
| Theology            | 198     | 209     | 178     | 195     | 188     | 5% -5%    |
| Hlth/Med Sci        | 795     | 761     | 726     | 670     | 609     | 17% -23%  |
| Non-Matric          | 3       | 2       | 0       | 2       | 0       | 0% -100%  |
| Law School          | 910     | 964     | 1,023   | 1,090   | 1,045   | 29% 15%   |
| Medicine            | 60      | 151     | -       | -       | -       | -         |
| Total               | 4,026   | 4,117   | 3,901   | 3,818   | 3,611   | 100% -10% |

| Graduate by Degree Level |         |         |         |         |         |           |
|--------------------------|---------|---------|---------|---------|---------|-----------|
|                          | Fa'2018 | Fa'2019 | Fa'2020 | Fa'2021 | Fa'2022 | 5yr Δ     |
| Masters                  | 2,353   | 2,393   | 2,356   | 2,195   | 2,040   | 56% -13%  |
| EdS                      | 130     | 104     | 104     | 97      | 94      | 3% -28%   |
| Doct-prof                | 808     | 915     | 848     | 965     | 935     | 26% 16%   |
| Doct-res                 | 520     | 485     | 440     | 405     | 400     | 11% -23%  |
| NM/Certif                | 215     | 220     | 153     | 156     | 142     | 4% -34%   |
| Total                    | 4,026   | 4,117   | 3,901   | 3,818   | 3,611   | 100% -10% |

\*Beginning in Fall 2020, ESL and ROTC are no longer part of our Federal reporting requirements.  
 NOTE: Fall enrollment as of census, October 15th of each term.



## Seton Hall University - 5 Year Undergraduate Program Enrollment Trends

|   |                                | Fall 2018 | Fall 2019    | Fall 2020    | Fall 2021    | Fall 2022    | Syr Δ        | Fall 2022 by Class Standing |            |            |            |            |            |          |              |
|---|--------------------------------|-----------|--------------|--------------|--------------|--------------|--------------|-----------------------------|------------|------------|------------|------------|------------|----------|--------------|
|   |                                |           |              |              |              |              |              | **New FY-FR                 | Other FR   | SO         | JR         | SR         | 2nd Degr   | TOTAL    |              |
| <b>College of Arts &amp; Sciences</b>       |                                |           |              |              |              |              |              |                             |            |            |            |            |            |          |              |
| AS  | BA in Africana Studies         | AFST      | 1            | 1            | 0            | 3            | 4            | 3                           | 0          | 0          | 3          | 0          | 1          | 4        |              |
|   | BA in Anthropology             | ANTH      | 14           | 12           | 13           | 11           | 10           | -4                          | 2          | 0          | 2          | 4          | 2          | 10       |              |
|   | BA in Asian Area Studies       | ASIA      | 5            | 2            | 1            | 1            | 1            | -4                          | 0          | 0          | 0          | 0          | 1          | 1        |              |
|   | BA in Biology                  | BIOA      | 27           | 30           | 29           | 35           | 42           | 15                          | 14         | 4          | 2          | 9          | 13         | 42       |              |
|   | BA in Biology - AT Track       | BIAZ      | 8            | 2            | 2            | 1            | 3            | -5                          | 2          | 0          | 1          | 0          | 0          | 3        |              |
|   | BA in Catholic Studies         | CAST      | 3            | 1            | 0            | 1            | 0            | -3                          | 0          | 0          | 0          | 0          | 0          | 0        |              |
|   | BA in Classical Studies        | CLAS      | 12           | 11           | 6            | 2            | 0            | -12                         | 0          | 0          | 0          | 0          | 0          | 0        |              |
|   | BA in Creative Writing         | ENGW      | 29           | 24           | 23           | 19           | 20           | -9                          | 8          | 2          | 3          | 2          | 5          | 20       |              |
|   | BA in Criminal Justice         | CRIM      | 150          | 145          | 132          | 159          | 172          | 22                          | 52         | 19         | 38         | 36         | 27         | 172      |              |
|   | BA in Economics                | ECAS      | 34           | 30           | 25           | 24           | 32           | -2                          | 2          | 2          | 9          | 8          | 11         | 32       |              |
|   | BA in English                  | ENGL      | 53           | 42           | 33           | 41           | 38           | -15                         | 7          | 3          | 10         | 11         | 7          | 38       |              |
|   | BA in English - Honors         | ENGH      | 3            | 2            | 3            | 2            | 4            | 1                           | 0          | 0          | 0          | 1          | 3          | 4        |              |
|   | BA in Environmental Studies    | ENST      | 17           | 18           | 19           | 26           | 31           | 14                          | 4          | 2          | 6          | 9          | 10         | 31       |              |
|   | BA in French                   | FREN      | 1            | 0            | 0            | 1            | 0            | -1                          | 0          | 0          | 0          | 0          | 0          | 0        |              |
|   | BA in General Studies          | GENS      | 28           | 24           | 29           | 11           | 4            | -24                         | 0          | 0          | 3          | 1          | 0          | 4        |              |
|   | BA in History                  | HIST      | 59           | 75           | 65           | 45           | 42           | -17                         | 2          | 3          | 13         | 9          | 15         | 42       |              |
|   | BA in Liberal Studies          | LSAS      | 8            | 8            | 8            | 10           | 11           | 3                           | 1          | 0          | 3          | 2          | 5          | 11       |              |
|   | BA in Ltn America - Latino Stu | LALS      | 1            | 0            | 1            | 0            | 0            | -1                          | 0          | 0          | 0          | 0          | 0          | 0        |              |
|   | BA in Modern Languages         | MOLG      | 7            | 6            | 4            | 5            | 3            | -4                          | 0          | 0          | 0          | 1          | 2          | 3        |              |
|   | BA in Philosophy               | PHIL      | 18           | 18           | 20           | 13           | 14           | -4                          | 4          | 1          | 1          | 6          | 2          | 14       |              |
|   | BA in Physics                  | PHYA      | 1            | 3            | 1            | 2            | 3            | 2                           | 1          | 0          | 1          | 0          | 1          | 3        |              |
|   | BA in Polical Sci - JD Trk     | POLQ      | -            | -            | 46           | 86           | 104          | -                           | 40         | 7          | 31         | 23         | 3          | 104      |              |
|   | BA in Political Science        | POLS      | 151          | 173          | 163          | 141          | 150          | -1                          | 31         | 3          | 23         | 48         | 45         | 150      |              |
|   | BA in Pre-Major Studies - BART | BART      | 251          | 241          | 204          | 131          | 61           | -190                        | 0          | 21         | 22         | 12         | 6          | 61       |              |
|   | BA in Pre-Major Studies - EART | EART      | 4            | 3            | 1            | 0            | 1            | -3                          | 0          | 1          | 0          | 0          | 0          | 1        |              |
|   | BA in Pre-Major Studies - PART | PART      | 31           | 27           | 12           | 9            | 12           | -19                         | 1          | 5          | 4          | 1          | 1          | 12       |              |
|   | BA in Pre-Major Studies - PNST | PNST      | 20           | 10           | 7            | 9            | 2            | -18                         | 0          | 1          | 1          | 0          | 0          | 2        |              |
|   | BA in Psychology               | PSYC      | 152          | 163          | 180          | 185          | 195          | 43                          | 55         | 17         | 55         | 35         | 33         | 195      |              |
|   | BA in Psychology - Honors      | PSYH      | 3            | 1            | 3            | 1            | 5            | 2                           | 0          | 0          | 0          | 0          | 5          | 5        |              |
|   | BA in Psychology - SLP Track   | PSSA      | -            | 7            | 9            | 16           | 19           | -                           | 10         | 0          | 4          | 2          | 3          | 19       |              |
|   | BA in Religion                 | RELG      | 2            | 3            | 1            | 0            | 0            | -2                          | 0          | 0          | 0          | 0          | 0          | 0        |              |
|   | BA in Religious Studies        | RELS      | 0            | 0            | 1            | 1            | 0            | 0                           | 0          | 0          | 0          | 0          | 0          | 0        |              |
|   | BA in Soc-Behav Sci - AT Track | SOBZ      | 16           | 4            | 3            | 0            | 0            | -16                         | 0          | 0          | 0          | 0          | 0          | 0        |              |
|   | BA in Soc-Behav Sci - OT Track | SOBT      | 76           | 39           | 20           | 1            | -            | -                           | -          | -          | -          | -          | -          | -        |              |
|   | BA in Soc-Behav Sci - OT Track | SBOT      | 52           | 79           | 88           | 95           | 62           | 10                          | 14         | 0          | 18         | 15         | 15         | 62       |              |
|   | BA in Social Work              | SOWK      | 72           | 57           | 51           | 46           | 58           | -14                         | 17         | 4          | 15         | 9          | 13         | 58       |              |
|   | BA in Social-Behavioral Sci    | SBSS      | 44           | 101          | 138          | 120          | 125          | 81                          | 4          | 7          | 27         | 42         | 45         | 125      |              |
|   | BA in Social-Behavioral Sci    | SOBS      | 163          | 73           | 31           | 10           | 4            | -159                        | 0          | 0          | 1          | 1          | 2          | 4        |              |
|   | BA in Sociology                | SOCI      | 20           | 12           | 14           | 16           | 8            | -12                         | 1          | 0          | 0          | 3          | 4          | 8        |              |
|   | BA in Spanish                  | SPAN      | 2            | 3            | 2            | 2            | 2            | 0                           | 0          | 0          | 0          | 1          | 1          | 2        |              |
|   | BA in Undecided Arts Studies   | UART      | 160          | 168          | 137          | 161          | 166          | 6                           | 77         | 34         | 42         | 13         | 0          | 166      |              |
|   | BA in Undecided Studies        | NART      | -            | -            | 5            | 4            | 0            | -                           | 0          | 0          | 0          | 0          | 0          | 0        |              |
|   | BS in Biochemistry             | CHBI      | 66           | 62           | 66           | 72           | 81           | 15                          | 26         | 5          | 18         | 11         | 21         | 81       |              |
|   | BS in Biology                  | BIOL      | 364          | 375          | 367          | 385          | 374          | 10                          | 80         | 18         | 96         | 79         | 101        | 374      |              |
|   | BS in Biology - A.T. Track     | BIOZ      | 9            | 8            | 9            | 5            | 12           | 3                           | 11         | 0          | 0          | 1          | 0          | 12       |              |
|   | BS in Biology - MD Track       | BIOM      | 30           | 87           | 110          | 136          | 135          | 105                         | 28         | 1          | 19         | 27         | 60         | 135      |              |
|   | BS in Biology - P.A. Track     | BIOP      | 133          | 141          | 136          | 219          | 149          | 16                          | 63         | 0          | 24         | 27         | 35         | 149      |              |
|   | BS in Biology - P.T. Track     | BIOT      | 154          | 153          | 160          | 171          | 135          | -19                         | 65         | 0          | 22         | 24         | 24         | 135      |              |
|   | BS in Chemistry                | CHEM      | 7            | 15           | 17           | 17           | 16           | 9                           | 0          | 0          | 2          | 5          | 9          | 16       |              |
|   | BS in Chemistry - ACS          | CHAC      | 16           | 21           | 23           | 22           | 13           | -3                          | 6          | 1          | 2          | 1          | 3          | 13       |              |
|   | BS in Chemistry - Engnr Track  | CHME      | 10           | 15           | 11           | 6            | 10           | 0                           | 8          | 0          | 0          | 0          | 2          | 10       |              |
|   | BS in Computer Sci - Honors    | CSAH      | 2            | 0            | 0            | 0            | 0            | -2                          | 0          | 0          | 0          | 0          | 0          | 0        |              |
|   | BS in Computer Science         | CSAS      | 85           | 75           | 62           | 79           | 92           | 7                           | 28         | 13         | 21         | 17         | 13         | 92       |              |
|   | BA in Financial Mathematics    | MATF      | -            | -            | 2            | 6            | 10           | -                           | 2          | 0          | 3          | 2          | 3          | 10       |              |
|   | BS in Mathematics              | MATH      | 25           | 24           | 30           | 15           | 16           | -9                          | 6          | 0          | 2          | 6          | 2          | 16       |              |
|   | BS in Physics                  | PHYS      | 25           | 26           | 24           | 23           | 18           | -7                          | 3          | 2          | 3          | 4          | 6          | 18       |              |
|   | BS in Physics - AI Track       | PHYI      | -            | -            | -            | 1            | 1            | -                           | 0          | 0          | 1          | 0          | 0          | 1        |              |
|   | BS in Physics - Engnr Track    | PHYE      | 78           | 73           | 63           | 81           | 106          | 28                          | 43         | 9          | 28         | 15         | 11         | 106      |              |
|   | BS in Pre-Science Studies      | PSCI      | 178          | 136          | 134          | 61           | 41           | -137                        | 3          | 13         | 12         | 9          | 4          | 41       |              |
|   | BS in Psychology               | PSYS      | 70           | 74           | 96           | 113          | 111          | 41                          | 20         | 6          | 24         | 36         | 25         | 111      |              |
|   | BS in Psychology - Honors      | PSSH      | 2            | 2            | 1            | 1            | 1            | -1                          | 0          | 0          | 0          | 0          | 1          | 1        |              |
|   | BS in Undecided Sci Studies    | USCI      | 0            | 4            | 4            | 25           | 52           | 52                          | 0          | 8          | 36         | 6          | 2          | 52       |              |
| <b>College of Arts &amp; Sciences Total</b> |                                |           | <b>2,952</b> | <b>2,909</b> | <b>2,845</b> | <b>2,884</b> | <b>2,781</b> | <b>-171</b>                 | <b>741</b> | <b>212</b> | <b>651</b> | <b>574</b> | <b>603</b> | <b>0</b> | <b>2,781</b> |
| <i>(Continued)</i>                          |                                |           |              |              |              |              |              |                             |            |            |            |            |            |          |              |

## Seton Hall University - 5 Year Undergraduate Program Enrollment Trends

|   |                                    |      | Fall 2018    | Fall 2019    | Fall 2020    | Fall 2021    | Fall 2022    | Syr Δ       | Fall 2022 by Class Standing |             |            |            |            |             |              |
|---|------------------------------------|------|--------------|--------------|--------------|--------------|--------------|-------------|-----------------------------|-------------|------------|------------|------------|-------------|--------------|
|   |                                    |      |              |              |              |              |              |             | **New<br>FY-FR              | Other<br>FR | SO         | JR         | SR         | 2nd<br>Degr | TOTAL        |
| <b><u>School of Business</u></b>                        |                                    |      |              |              |              |              |              |             |                             |             |            |            |            |             |              |
| BU  | BA in Bus Admin - Bus Track        | BUAB | 33           | 45           | 34           | 58           | 64           | 31          | 34                          | 10          | 14         | 5          | 1          |             | 64           |
|   | BA in Bus Admin - Dipl Track       | BUDI | 0            | 0            | 2            | 0            | 0            | 0           | 0                           | 0           | 0          | 0          | 0          |             | 0            |
|   | BA in Bus Admin - Int Bus Trk      | BUIB | 7            | 12           | 11           | 7            | 4            | -3          | 2                           | 0           | 0          | 1          | 1          |             | 4            |
|   | BA in Bus Admin - Lib Arts Trk     | BUAS | -            | 2            | 3            | 6            | 4            | -           | 0                           | 0           | 3          | 1          | 0          |             | 4            |
|   | BSB in Accounting                  | BACC | 225          | 212          | 174          | 143          | 116          | -109        | 22                          | 4           | 22         | 31         | 37         |             | 116          |
|   | BSB in Accounting-Joint            | BACJ | 33           | 39           | 39           | 45           | 51           | 18          | 18                          | 1           | 12         | 14         | 6          |             | 51           |
|   | BSB in Economics                   | ECQN | 60           | 60           | 75           | 78           | 64           | 4           | 9                           | 1           | 12         | 19         | 23         |             | 64           |
|   | BSB in Entrepreneurship            | BENT | 7            | 10           | 4            | 8            | 12           | 5           | 3                           | 0           | 6          | 3          | 0          |             | 12           |
|   | BSB in Finance                     | BFIN | 344          | 362          | 389          | 352          | 355          | 11          | 56                          | 8           | 65         | 103        | 123        |             | 355          |
|   | BSB in Finance and Technology      | BFIT | -            | -            | 1            | 13           | 29           | -           | 14                          | 0           | 5          | 5          | 5          |             | 29           |
|   | BSB in Information Tech Mgmt       | BITM | 47           | 51           | 50           | 44           | 39           | -8          | 8                           | 0           | 4          | 10         | 17         |             | 39           |
|   | BSB in Management                  | BMGN | 71           | 81           | 86           | 91           | 78           | 7           | 7                           | 2           | 15         | 14         | 40         |             | 78           |
|   | BSB in Marketing                   | BMKT | 195          | 203          | 204          | 208          | 208          | 13          | 26                          | 7           | 44         | 62         | 69         |             | 208          |
|   | BSB in Mathematical Finance        | BMAF | 42           | 35           | 32           | 28           | 15           | -27         | 0                           | 0           | 1          | 8          | 6          |             | 15           |
|   | BSB in Quant Econ-Econometrics     | EQQE | -            | -            | -            | -            | 2            | -           | 0                           | 0           | 0          | 0          | 2          |             | 2            |
|   | BSB in Sport Management            | BSPM | 147          | 157          | 170          | 172          | 180          | 33          | 49                          | 7           | 38         | 39         | 47         |             | 180          |
|   | BSB in Undecided Business          | BUND | 156          | 183          | 143          | 149          | 145          | -11         | 76                          | 17          | 45         | 7          | 0          |             | 145          |
|   | BSB in Undecided Business-Joint    | BUNJ | 20           | 20           | 22           | 35           | 46           | 26          | 23                          | 2           | 15         | 4          | 2          |             | 46           |
|   | BSB in Undecided Business-Pre      | PRBU | -            | -            | -            | -            | 23           | -           | 13                          | 4           | 5          | 1          | 0          |             | 23           |
|   | BSB in Undecided Bus - JD Trk      | BUNQ | 4            | 14           | 25           | 57           | 73           | 69          | 45                          | 0           | 23         | 4          | 1          |             | 73           |
| <b>School of Business Total</b>                         |                                    |      | <b>1,391</b> | <b>1,486</b> | <b>1,464</b> | <b>1,494</b> | <b>1,508</b> | <b>117</b>  | <b>405</b>                  | <b>63</b>   | <b>329</b> | <b>331</b> | <b>380</b> | <b>0</b>    | <b>1,508</b> |
| <b><u>College of Communication &amp; The Arts</u></b>   |                                    |      |              |              |              |              |              |             |                             |             |            |            |            |             |              |
| CA  | BA in Applied Music                | MUAP | 0            | 1            | 1            | 0            | 0            | 0           | 0                           | 0           | 0          | 0          | 0          |             | 0            |
|   | BA in Art Dsgn Interactive Med     | ADIM | 66           | 61           | 61           | 54           | 67           | 1           | 17                          | 7           | 13         | 13         | 17         |             | 67           |
|   | BA in Art History                  | ARTH | 3            | 4            | 2            | 1            | 0            | -3          | 0                           | 0           | 0          | 0          | 0          |             | 0            |
|   | BA in Art History-Joint            | ARTJ | 3            | 2            | 3            | 3            | 2            | -1          | 1                           | 1           | 0          | 0          | 0          |             | 2            |
|   | BA in Broadcast - Visual Media     | COBV | 45           | 16           | -            | -            | -            | -           | -                           | -           | -          | -          | -          |             | -            |
|   | BA in Communication-Joint          | COMJ | 12           | 12           | 11           | 4            | 4            | -8          | 3                           | 0           | 1          | 0          | 0          |             | 4            |
|   | BA in Communication                | COMM | 42           | 47           | 49           | 64           | 68           | 26          | 9                           | 3           | 16         | 21         | 19         |             | 68           |
|   | BA in Grph Advertising Design      | GIAD | 1            | -            | -            | -            | -            | -           | -                           | -           | -          | -          | -          |             | -            |
|   | BA in Journalism                   | COJR | 45           | 63           | 61           | 67           | 60           | 15          | 7                           | 5           | 18         | 16         | 14         |             | 60           |
|   | BA in Music                        | MUSI | 1            | 5            | 11           | 9            | 7            | 6           | 0                           | 1           | 2          | 2          | 2          |             | 7            |
|   | BA in Music Education              | MUED | 2            | 0            | 1            | 0            | 0            | -2          | 0                           | 0           | 0          | 0          | 0          |             | 0            |
|   | BA in Music Performance            | MUSP | 8            | 1            | 3            | 0            | 0            | -8          | 0                           | 0           | 0          | 0          | 0          |             | 0            |
|   | BA in Pre-Major Studies - CART     | CART | 18           | 16           | 20           | 17           | 7            | -11         | 1                           | 2           | 3          | 1          | 0          |             | 7            |
|   | BA in Publ Rel and Journalism      | COPJ | 25           | 1            | 2            | 1            | 0            | -25         | 0                           | 0           | 0          | 0          | 0          |             | 0            |
|   | BA in Public Relations             | COPR | 74           | 61           | 56           | 46           | 38           | -36         | 2                           | 0           | 9          | 10         | 17         |             | 38           |
|   | BA in Theatre                      | COTR | 23           | 13           | 10           | 11           | 13           | -10         | 8                           | 1           | 1          | 1          | 2          |             | 13           |
|   | BA in Undecided Comm - Arts        | CAUN | 7            | 17           | 8            | 11           | 6            | -1          | 4                           | 2           | 0          | 0          | 0          |             | 6            |
|   | BA in Visual and Sound Media       | COBF | 84           | 96           | 111          | 116          | 119          | 35          | 30                          | 9           | 28         | 31         | 21         |             | 119          |
| <b>College of Communication &amp; The Arts Total</b>    |                                    |      | <b>459</b>   | <b>416</b>   | <b>410</b>   | <b>404</b>   | <b>391</b>   | <b>-68</b>  | <b>82</b>                   | <b>31</b>   | <b>91</b>  | <b>95</b>  | <b>92</b>  | <b>0</b>    | <b>391</b>   |
| <b><u>School of Diplomacy</u></b>                       |                                    |      |              |              |              |              |              |             |                             |             |            |            |            |             |              |
| DI  | BSIR in Diplomacy & Intl Rel-Joint | DIPJ | 63           | 55           | 59           | 45           | 27           | -36         | 2                           | 2           | 5          | 8          | 10         |             | 27           |
|   | BSIR in Diplomacy & Intl Rel       | DIPL | 251          | 259          | 222          | 191          | 161          | -90         | 25                          | 5           | 34         | 46         | 51         |             | 161          |
|   | BSIR in Dipl - Int Rel - JD Tk     | DIPQ | 27           | 37           | 47           | 56           | 61           | 34          | 27                          | 1           | 19         | 13         | 1          |             | 61           |
|   | BSIR in Pre-Diplomacy Studies      | DIPT | 30           | 16           | 13           | 7            | 1            | -29         | 0                           | 0           | 1          | 0          | 0          |             | 1            |
| <b>School of Diplomacy Total</b>                        |                                    |      | <b>371</b>   | <b>367</b>   | <b>341</b>   | <b>299</b>   | <b>250</b>   | <b>-121</b> | <b>54</b>                   | <b>8</b>    | <b>59</b>  | <b>67</b>  | <b>62</b>  | <b>0</b>    | <b>250</b>   |
| <b><u>College of Education &amp; Human Services</u></b> |                                    |      |              |              |              |              |              |             |                             |             |            |            |            |             |              |
| ED  | BSE Elem Spec Ed - ABA Track       | ESAB | 12           | 10           | 14           | 9            | 8            | -4          | 0                           | 0           | 3          | 2          | 3          |             | 8            |
|   | BSE in Elementary Special Ed       | ESED | 95           | 81           | 92           | 82           | 89           | -6          | 0                           | 0           | 18         | 33         | 38         |             | 89           |
|   | BSE in PreMajor Studies - EART     | EART | 30           | 36           | 41           | 65           | 48           | 18          | 25                          | 1           | 19         | 3          | 0          |             | 48           |
|   | BSE in Secondary Education         | SCED | 27           | 32           | 35           | 33           | 40           | 13          | 6                           | 0           | 7          | 10         | 17         |             | 40           |
|   | BSE in Secondary Special Ed        | SSED | 18           | 16           | 13           | 14           | 10           | -8          | 1                           | 0           | 1          | 2          | 6          |             | 10           |
|   | BSE in Special Ed Speech-Lang      | DVSL | 79           | 90           | 82           | 63           | 40           | -39         | 2                           | 0           | 9          | 6          | 23         |             | 40           |
|   | BSE in Special Ed Speech-Lang      | DVSN | -            | -            | -            | 6            | 7            | -           | 0                           | 1           | 0          | 2          | 4          |             | 7            |
| <b>College of Education &amp; Human Services Total</b>  |                                    |      | <b>261</b>   | <b>265</b>   | <b>277</b>   | <b>272</b>   | <b>242</b>   | <b>-19</b>  | <b>34</b>                   | <b>2</b>    | <b>57</b>  | <b>58</b>  | <b>91</b>  | <b>0</b>    | <b>242</b>   |
| <i>(Continued)</i>                                      |                                    |      |              |              |              |              |              |             |                             |             |            |            |            |             |              |



## Seton Hall University - 5 Year Undergraduate Program Enrollment Trends

|   |                                 |      |     |     |     |     | Fall 2022 by Class Standing |              |              |              |              |             |              |            |              |              |              |           |              |
|---|---------------------------------|------|-----|-----|-----|-----|-----------------------------|--------------|--------------|--------------|--------------|-------------|--------------|------------|--------------|--------------|--------------|-----------|--------------|
|   |                                 |      |     |     |     |     | **New                       | Other        |              |              |              |             | 2nd          |            |              |              |              |           |              |
|   |                                 |      |     |     |     |     | FY-FR                       | FR           | SO           | JR           | SR           | Degr        | TOTAL        |            |              |              |              |           |              |
|   |                                 |      |     |     |     |     | Fall 2018                   | Fall 2019    | Fall 2020    | Fall 2021    | Fall 2022    | Syr Δ       |              |            |              |              |              |           |              |
| <b><i>School of Health and Medical Sciences</i></b> |                                 |      |     |     |     |     |                             |              |              |              |              |             |              |            |              |              |              |           |              |
| GM  | BS in Interprofessional Science | IPHS | -   | -   | -   | -   | 66                          | -            | 27           | 7            | 31           | 1           | 0            |            |              | 66           |              |           |              |
| <b>School of Health and Medical Sciences Total</b>  |                                 |      |     |     |     |     | <b>-</b>                    | <b>-</b>     | <b>-</b>     | <b>-</b>     | <b>66</b>    | <b>-</b>    | <b>27</b>    | <b>7</b>   | <b>31</b>    | <b>1</b>     | <b>0</b>     | <b>66</b> |              |
| <b><i>College of Nursing</i></b>                    |                                 |      |     |     |     |     |                             |              |              |              |              |             |              |            |              |              |              |           |              |
| NU  | BSN in Nursing                  | NURS | 339 | 331 | 339 | 471 | 464                         | 125          | 110          | 22           | 154          | 83          | 95           |            |              | 464          |              |           |              |
|   | BSN in Nursing - Georgian Ct    | NUAG | 48  | 56  | 55  | 43  | 55                          | 7            | -            | -            | -            | -           | -            | 55         |              | 55           |              |           |              |
|   | BSN in Nursing - Accel Sec Deg  | NUAC | -   | -   | -   | 9   | 19                          | -            | -            | -            | -            | -           | -            | 19         |              | 19           |              |           |              |
|   | BSN in Nursing - Provisional    | NUPR | -   | -   | -   | -   | 61                          | -            | 54           | 1            | 2            | 4           | 0            |            | 61           |              |              |           |              |
|   | BSN in Nursing - Second Degree  | NUSD | 8   | -   | -   | -   | -                           | -            | -            | -            | -            | -           | -            |            | -            |              |              |           |              |
|   | BSN in Pre-Major Stu            | PINT | -   | -   | 4   | 2   | 1                           | -            | 0            | 0            | 1            | 0           | 0            |            | 1            |              |              |           |              |
|   | BSN in Pre-Nursing Studies      | PRNU | 43  | 52  | 54  | 12  | 4                           | -39          | 0            | 4            | 0            | 0           | 0            |            | 4            |              |              |           |              |
| <b>College of Nursing Total</b>                     |                                 |      |     |     |     |     | <b>438</b>                  | <b>439</b>   | <b>452</b>   | <b>537</b>   | <b>604</b>   | <b>166</b>  | <b>164</b>   | <b>27</b>  | <b>157</b>   | <b>87</b>    | <b>95</b>    | <b>74</b> | <b>604</b>   |
| <b><i>School of Theology</i></b>                    |                                 |      |     |     |     |     |                             |              |              |              |              |             |              |            |              |              |              |           |              |
| ST  | BA in Catholic Theol - Gen Trk  | THEO | 5   | 5   | 5   | 3   | 6                           | 1            | 2            | 0            | 0            | 3           | 1            |            |              | 6            |              |           |              |
|   | BA in Catholic Theol-Phil Trk   | THEF | 40  | 0   | 1   | 0   | 0                           | -40          | 0            | 0            | 0            | 0           | 0            |            | 0            |              |              |           |              |
|   | BA in Catholic Theol-Phil Trk   | THPH | 2   | 23  | 27  | 31  | 26                          | 24           | 3            | 4            | 6            | 10          | 3            |            | 26           |              |              |           |              |
| <b>School of Theology Total</b>                     |                                 |      |     |     |     |     | <b>47</b>                   | <b>28</b>    | <b>33</b>    | <b>34</b>    | <b>32</b>    | <b>-15</b>  | <b>5</b>     | <b>4</b>   | <b>6</b>     | <b>13</b>    | <b>4</b>     | <b>0</b>  | <b>32</b>    |
| <b><i>Non-Matriculated</i></b>                      |                                 |      |     |     |     |     |                             |              |              |              |              |             |              |            |              |              |              |           |              |
| NM  | Exchange Student                | EXCH | 7   | 3   | 1   | 3   | 5                           | -2           | 0            | 5            | 0            | 0           | 0            |            |              | 5            |              |           |              |
|   | Non-Matric - Fast Forward       | FFWD | 25  | 47  | 60  | 116 | -                           | -            | -            | -            | -            | -           | -            |            | -            |              |              |           |              |
|   | Non-Matric - Pirate Pathway     | PPTH | -   | -   | -   | -   | 105                         | -            | 0            | 105          | 0            | 0           | 0            |            | 105          |              |              |           |              |
|   | Non-Matriculated - Undergrad    | NONM | 33  | 28  | 30  | 20  | 28                          | -5           | 0            | 28           | 0            | 0           | 0            |            | 28           |              |              |           |              |
|   | ESL Institute - Undergraduate   | ESLB | 2   | 1   | -   | -   | -                           | -            | -            | -            | -            | -           | -            |            | -            |              |              |           |              |
|   | ESL Institute - Undergraduate   | ESLI | 82  | 51  | -   | -   | -                           | -            | -            | -            | -            | -           | -            |            | -            |              |              |           |              |
|   | ROTC                            | ROTC | 68  | 60  | -   | -   | -                           | -            | -            | -            | -            | -           | -            |            | -            |              |              |           |              |
| <b>Non-Matriculated Total</b>                       |                                 |      |     |     |     |     | <b>217</b>                  | <b>192</b>   | <b>91</b>    | <b>139</b>   | <b>138</b>   | <b>-79</b>  | <b>0</b>     | <b>138</b> | <b>0</b>     | <b>0</b>     | <b>0</b>     | <b>0</b>  | <b>138</b>   |
| <b>Grand Total</b>                                  |                                 |      |     |     |     |     | <b>6,136</b>                | <b>6,102</b> | <b>5,913</b> | <b>6,063</b> | <b>6,012</b> | <b>-124</b> | <b>1,512</b> | <b>492</b> | <b>1,381</b> | <b>1,226</b> | <b>1,327</b> | <b>74</b> | <b>6,012</b> |
|   | *ESL Institute - Undergraduate  | ESLI | -   | -   | 18  | 15  | 15                          | -            | 15           |              |              |             |              |            |              | 15           |              |           |              |
|   | *ROTC                           | ROTC | -   | -   | 54  | 28  | 30                          | -            | 30           |              |              |             |              |            |              | 30           |              |           |              |

\*Beginning in Fall 2020, ESL and ROTC are no longer part of our Federal reporting requirements. Figures are provided for your information but are no longer part of the total.  
 \*\*\*"New FY-FR" are First-Year students attending college for the first time. Included are students who came in with enough AP credits to be considered Sophomores.  
 NOTE: Fall enrollment as of census, October 15th of each term.

## Seton Hall University - 5 Year Undergraduate Enrollments by Minors

Supplementary - Students already included in Undergraduate Headcounts

|  |                                |      | Fall<br>2018 | Fall<br>2019 | Fall<br>2020 | Fall<br>2021 | Fall<br>2022 | Syr Δ      |
|--|--------------------------------|------|--------------|--------------|--------------|--------------|--------------|------------|
| <b><u>College of Arts &amp; Sciences</u></b> |                                |      |              |              |              |              |              |            |
| AS   | Africana Studies               | AFST | 5            | 6            | 3            | 6            | 4            | -1         |
|  | African-American Studies       | AFAM | 5            | 2            | 0            | 0            | 0            | -5         |
|  | Ancient Greek                  | GREK | 0            | 0            | 1            | 1            | 0            | 0          |
|  | Anthropology                   | ANTH | 8            | 4            | 5            | 3            | 4            | -4         |
|  | Applied Scientific Mathematics | MATS | 5            | 10           | 11           | 8            | 9            | 4          |
|  | Arabic                         | ARAB | 6            | 12           | 12           | 15           | 15           | 9          |
|  | Archaeology                    | ARCH | 0            | 1            | 0            | 1            | 2            | 2          |
|  | Asian Area Studies             | ASIA | 26           | 37           | 30           | 19           | 18           | -8         |
|  | Catholic Studies               | CAST | 12           | 3            | 7            | 9            | 6            | -6         |
|  | Chemistry                      | CHEM | 19           | 19           | 45           | 49           | 33           | 14         |
|  | Classical Studies              | CLAS | 3            | 1            | 2            | 3            | 1            | -2         |
|  | Computer Science               | CSAS | 0            | 4            | 4            | 7            | 5            | 5          |
|  | Creative Writing               | ENGW | 6            | 5            | 5            | 7            | 8            | 2          |
|  | Criminal Justice               | CRIM | 21           | 17           | 22           | 25           | 23           | 2          |
|  | Cyber Security                 | ACCS | 5            | 14           | 11           | 8            | 9            | 4          |
|  | Data Visualization/Analys      | CADV | 2            | 2            | 4            | 8            | 15           | 13         |
|  | English                        | ENGL | 16           | 15           | 13           | 19           | 14           | -2         |
|  | Environmental Science          | ENSC | 1            | 1            | 0            | 1            | 1            | 0          |
|  | Environmental Studies          | ENST | 4            | 3            | 0            | 2            | 5            | 1          |
|  | Ethics and Applied Ethics      | PHET | 1            | 2            | 5            | 6            | 2            | 1          |
|  | French                         | FREN | 6            | 5            | 10           | 8            | 13           | 7          |
|  | German                         | GERM | 0            | 0            | 1            | 1            | 0            | 0          |
|  | History                        | HIST | 21           | 15           | 17           | 19           | 14           | -7         |
|  | Irish Literature               | ENIL | 0            | 0            | 0            | 0            | 1            | 1          |
|  | Italian                        | ITAL | 5            | 2            | 3            | 6            | 5            | 0          |
|  | Italian Studies                | ITST | 0            | 4            | 4            | 3            | 5            | 5          |
|  | Latin                          | LATN | 0            | 1            | 0            | 1            | 1            | 1          |
|  | Latin America - Latino Studies | LALS | 3            | 3            | 2            | 2            | 2            | -1         |
|  | Mathematics                    | MATH | 10           | 2            | 4            | 5            | 5            | -5         |
|  | Medical Humanities             | HUMM | 0            | 0            | 9            | 13           | 19           | 19         |
|  | Medieval - Renaissance Studies | RENS | 5            | 3            | 2            | 2            | 1            | -4         |
|  | Middle Eastern Studies         | MIDE | 0            | 0            | 1            | 1            | 1            | 1          |
|  | Military Science               | MILI | 0            | 2            | 0            | 0            | 0            | 0          |
|  | Nonprofit Studies              | NPRF | 2            | 8            | 5            | 5            | 5            | 3          |
|  | Philosophy                     | PHIL | 5            | 6            | 15           | 16           | 15           | 10         |
|  | Physics                        | PHYS | 1            | 0            | 1            | 2            | 1            | 0          |
|  | Political Science              | POLS | 16           | 25           | 20           | 25           | 21           | 5          |
|  | Psychology                     | PSYC | 125          | 82           | 102          | 75           | 81           | -44        |
|  | Religion                       | RELG | 6            | 4            | 6            | 2            | 4            | -2         |
|  | Religious Studies              | RELS | 6            | 0            | 0            | 1            | 0            | -6         |
|  | Russian                        | RUSS | 7            | 9            | 11           | 11           | 9            | 2          |
|  | Russian and East European Stu  | RUES | 8            | 12           | 9            | 11           | 12           | 4          |
|  | Social Work                    | SOWK | 57           | 50           | 29           | 17           | 16           | -41        |
|  | Sociology                      | SOCI | 60           | 29           | 13           | 16           | 10           | -50        |
|  | Spanish                        | SPAN | 24           | 20           | 35           | 34           | 38           | 14         |
|  | Women's Studies                | WMST | 18           | 13           | 4            | 5            | 10           | -8         |
|  | Writing                        | WRIT | 3            | 3            | 1            | 1            | 1            | -2         |
| <b>College of Arts &amp; Sciences Total</b>  |                                |      | <b>533</b>   | <b>456</b>   | <b>484</b>   | <b>479</b>   | <b>464</b>   | <b>-69</b> |
| <b><u>School of Business</u></b>             |                                |      |              |              |              |              |              |            |
| BU   | Accounting                     | BACC | 15           | 14           | 17           | 14           | 7            | -8         |
|  | Business Administration        | BADM | 21           | 15           | 10           | 17           | 17           | -4         |
|  | Wealth Management              | BWMG | 0            | 0            | 0            | 17           | 17           | 17         |
|  | Legal Studies in Business      | LBUS | 31           | 30           | 39           | 48           | 40           | 9          |
|  | Intl Business - Latin America  | BNTL | 6            | 4            | 1            | 0            | 0            | -6         |
|  | Intl Business - Pacific Rim    | BNTP | 5            | 4            | 5            | 2            | 0            | -5         |
|  | Intl Business - Western Europe | BNTW | 4            | 3            | 2            | 3            | 6            | 2          |
|  | Economics                      | ECON | 36           | 40           | 31           | 31           | 29           | -7         |
| <b>School of Business Total</b>              |                                |      | <b>118</b>   | <b>110</b>   | <b>105</b>   | <b>132</b>   | <b>116</b>   | <b>-2</b>  |
| <i>(Continued)</i>                           |                                |      |              |              |              |              |              |            |

## Seton Hall University - 5 Year Undergraduate Enrollments by Minors

Supplementary - Students already included in Undergraduate Headcounts

|   |                                 |      | Fall<br>2018 | Fall<br>2019 | Fall<br>2020 | Fall<br>2021 | Fall<br>2022 | Syr Δ      |
|---|---------------------------------|------|--------------|--------------|--------------|--------------|--------------|------------|
| <b><u>College of Communication &amp; The Arts</u></b> |                                 |      |              |              |              |              |              |            |
| CA  | Advertising Art                 | ADAR | 0            | 1            | 1            | 1            | 0            | 0          |
|   | Animation Design                | ADAD | 0            | 2            | 3            | 3            | 0            | 0          |
|   | Art History                     | ARTH | 1            | 1            | 4            | 4            | 1            | 0          |
|   | Applied Music                   | MUAP | 0            | 0            | 0            | 0            | 1            | 1          |
|   | Broadcasting and Visual Media   | COBV | 3            | 1            | 0            | 0            | 0            | -3         |
|   | Communication                   | COMM | 2            | 7            | 9            | 11           | 10           | 8          |
|   | Fine and Digital Arts           | ADFS | 11           | 12           | 5            | 5            | 7            | -4         |
|   | Fine Arts                       | ARTA | 1            | 1            | 0            | 0            | 1            | 0          |
|   | Graphic Design and Advertising  | ADGR | 24           | 21           | 31           | 19           | 12           | -12        |
|   | Interactive Design-Multimedia   | ADID | 2            | 2            | 4            | 4            | 2            | 0          |
|   | Journalism                      | COJR | 2            | 4            | 10           | 10           | 13           | 11         |
|   | Music Performance               | MUSP | 1            | 5            | 10           | 6            | 3            | 2          |
|   | Musical Theatre                 | MUTR | 6            | 5            | 4            | 4            | 4            | -2         |
|   | Public Relations                | COPR | 8            | 7            | 9            | 13           | 13           | 5          |
|   | Public Relations and Journalism | COPJ | 3            | 0            | 0            | 0            | 0            | -3         |
|   | Sound Prdctin - Engineering     | SOPR | 3            | 5            | 1            | 2            | 6            | 3          |
|   | Sports Media                    | COSM | 9            | 29           | 33           | 25           | 18           | 9          |
|   | Theatre                         | COTR | 6            | 4            | 2            | 3            | 3            | -3         |
|   | Visual and Sound Media          | COBF | 7            | 7            | 7            | 8            | 10           | 3          |
|   | Web Design                      | ADWD | 10           | 9            | 8            | 8            | 4            | -6         |
| <b>College of Communication &amp; the Arts Total</b>  |                                 |      | <b>99</b>    | <b>123</b>   | <b>141</b>   | <b>126</b>   | <b>108</b>   | <b>9</b>   |
| <b><u>School of Diplomacy</u></b>                     |                                 |      |              |              |              |              |              |            |
|   | Diplomacy and Intl Relations    | DIPL | 6            | 8            | 15           | 10           | 7            | 1          |
| <b>School of Diplomacy Total</b>                      |                                 |      | <b>6</b>     | <b>8</b>     | <b>15</b>    | <b>10</b>    | <b>7</b>     | <b>1</b>   |
| <b><u>School of Theology</u></b>                      |                                 |      |              |              |              |              |              |            |
|   | Catholic Theology               | THEL | 0            | 1            | 1            | 0            | 2            | 2          |
| <b>School of Theology Total</b>                       |                                 |      | <b>0</b>     | <b>1</b>     | <b>1</b>     | <b>0</b>     | <b>2</b>     | <b>2</b>   |
| <b>Grand Total</b>                                    |                                 |      | <b>756</b>   | <b>698</b>   | <b>746</b>   | <b>747</b>   | <b>697</b>   | <b>-59</b> |

NOTE: Fall enrollment as of census, October 15th of each term.

## Seton Hall University - 5 Year Undergraduate Enrollments by Second Majors

Supplementary - Students already included in Undergraduate Headcounts

|   |                                |      | Fall<br>2018 | Fall<br>2019 | Fall<br>2020 | Fall<br>2021 | Fall<br>2022 | Syr Δ      |
|---|--------------------------------|------|--------------|--------------|--------------|--------------|--------------|------------|
| <b><u>College of Arts &amp; Sciences</u></b>          |                                |      |              |              |              |              |              |            |
| AS  | Africana Studies               | AFST | 4            | 2            | 0            | 3            | 3            | -1         |
|   | African-American Studies       | AFAM | 2            | 0            | 0            | 0            | 0            | -2         |
|   | Anthropology                   | ANTH | 1            | 2            | 1            | 1            | 1            | 0          |
|   | Asian Area Studies             | ASIA | 3            | 2            | 1            | 2            | 2            | -1         |
|   | Biochemistry                   | CHBI | 1            | 0            | 2            | 2            | 0            | -1         |
|   | Biology                        | BIOA | 4            | 3            | 4            | 6            | 6            | 2          |
|   | Biology                        | BIOL | 0            | 0            | 1            | 1            | 1            | 1          |
|   | Catholic Studies               | CAST | 14           | 15           | 12           | 6            | 7            | -7         |
|   | Chemistry                      | CHEM | 2            | 2            | 1            | 0            | 0            | -2         |
|   | Classical Studies              | CLAS | 5            | 4            | 2            | 0            | 1            | -4         |
|   | Computer Science               | CSAS | 0            | 0            | 0            | 1            | 1            | 1          |
|   | Creative Writing               | ENGW | 2            | 4            | 4            | 3            | 0            | -2         |
|   | Criminal Justice               | CRIM | 4            | 5            | 6            | 4            | 4            | 0          |
|   | Economics                      | ECAS | 23           | 26           | 28           | 27           | 23           | 0          |
|   | English                        | ENGL | 25           | 30           | 31           | 28           | 28           | 3          |
|   | English - Honors               | ENGH | 0            | 1            | 0            | 0            | 0            | 0          |
|   | Environmental Studies          | ENST | 24           | 22           | 26           | 22           | 20           | -4         |
|   | French                         | FREN | 0            | 0            | 3            | 1            | 0            | 0          |
|   | History                        | HIST | 16           | 19           | 20           | 23           | 23           | 7          |
|   | Italian                        | ITAL | 1            | 1            | 2            | 3            | 3            | 2          |
|   | Latin America - Latino Studies | LALS | 3            | 1            | 2            | 0            | 0            | -3         |
|   | Liberal Studies                | LSAS | 15           | 12           | 8            | 14           | 11           | -4         |
|   | Mathematics                    | MATH | 10           | 8            | 10           | 8            | 11           | 1          |
|   | Modern Languages               | MOLG | 33           | 23           | 22           | 17           | 13           | -20        |
|   | Philosophy                     | PHIL | 39           | 35           | 33           | 44           | 38           | -1         |
|   | Physics                        | PHYA | 1            | 1            | 1            | 1            | 1            | 0          |
|   | Political Science              | POLS | 4            | 5            | 12           | 10           | 6            | 2          |
|   | Psychology                     | PSYC | 1            | 5            | 4            | 7            | 8            | 7          |
|   | Psychology                     | PSYS | 0            | 0            | 1            | 1            | 1            | 1          |
|   | Psychology - Honors            | PSSH | 0            | 0            | 0            | 1            | 1            | 1          |
|   | Religion                       | RELG | 3            | 6            | 4            | 5            | 4            | 1          |
|   | Religious Studies              | RELS | 4            | 2            | 0            | 0            | 0            | -4         |
|   | Social and Behavioral Sciences | SBSS | 1            | 15           | 46           | 67           | 73           | 72         |
|   | Social and Behavioral Sciences | SOBS | 52           | 35           | 10           | 1            | 0            | -52        |
|   | Social Work                    | SOWK | 6            | 7            | 6            | 5            | 4            | -2         |
|   | Sociology                      | SOCI | 8            | 9            | 3            | 5            | 3            | -5         |
|   | Spanish                        | SPAN | 7            | 5            | 4            | 4            | 2            | -5         |
| <b>College of Arts &amp; Sciences Total</b>           |                                |      | <b>318</b>   | <b>307</b>   | <b>310</b>   | <b>323</b>   | <b>299</b>   | <b>-19</b> |
| <b><u>School of Business</u></b>                      |                                |      |              |              |              |              |              |            |
| BU  | Accounting                     | BACC | 14           | 9            | 11           | 10           | 10           | -4         |
|   | Economics                      | ECON | 26           | 27           | 26           | 19           | 16           | -10        |
|   | Entrepreneurship               | BENT | 13           | 14           | 15           | 21           | 12           | -1         |
|   | Finance                        | BFIN | 66           | 65           | 54           | 63           | 52           | -14        |
|   | Finance and Technology         | BFIT | 0            | 0            | 0            | 0            | 5            | 5          |
|   | Information Technology Mgmt    | BITM | 118          | 100          | 86           | 83           | 69           | -49        |
|   | Management                     | BMGN | 26           | 28           | 25           | 24           | 23           | -3         |
|   | Marketing                      | BMKT | 59           | 65           | 69           | 68           | 68           | 9          |
|   | Mathematical Finance           | BMAF | 3            | 4            | 3            | 6            | 3            | 0          |
|   | Quant Economics & Econometrics | ECQE | 0            | 0            | 0            | 0            | 1            | 1          |
|   | Sport Management               | BSPM | 11           | 12           | 15           | 16           | 17           | 6          |
| <b>School of Business Total</b>                       |                                |      | <b>336</b>   | <b>324</b>   | <b>304</b>   | <b>310</b>   | <b>276</b>   | <b>-60</b> |
| <b><u>College of Communication &amp; The Arts</u></b> |                                |      |              |              |              |              |              |            |
|   | Art Design - Interactive Media | ADIM | 3            | 1            | 2            | 4            | 4            | 1          |
|   | Art History                    | ARTH | 1            | 1            | 0            | 0            | 0            | -1         |
|   | Broadcasting and Visual Media  | COBV | 1            | 0            | 0            | 0            | 0            | -1         |
|   | Communication                  | COMM | 3            | 1            | 2            | 1            | 1            | -2         |
|   | Journalism                     | COJR | 2            | 3            | 4            | 4            | 2            | 0          |
|   | Music                          | MUSI | 4            | 2            | 2            | 1            | 1            | -3         |
|   | Music Education                | MUED | 4            | 3            | 4            | 4            | 2            | -2         |
| <i>(Continued)</i>                                    |                                |      |              |              |              |              |              |            |

## Seton Hall University - 5 Year Undergraduate Enrollments by Second Majors

Supplementary - Students already included in Undergraduate Headcounts

|  |      | Fall<br>2018 | Fall<br>2019 | Fall<br>2020 | Fall<br>2021 | Fall<br>2022 | Syr Δ      |
|--|------|--------------|--------------|--------------|--------------|--------------|------------|
| Music Performance                                    | MUSP | 0            | 1            | 1            | 1            | 0            | 0          |
| Public Relations                                     | COPR | 3            | 9            | 8            | 4            | 0            | -3         |
| Theatre  | COTR | 4            | 4            | 2            | 3            | 3            | -1         |
| Theatre Stu and Performance                          | COTH | 1            | 1            | 0            | 0            | 0            | -1         |
| Visual and Sound Media                               | COBF | 3            | 4            | 3            | 2            | 3            | 0          |
| <b>College of Communication &amp; The Arts Total</b> |      | <b>29</b>    | <b>30</b>    | <b>28</b>    | <b>24</b>    | <b>16</b>    | <b>-13</b> |
| <b><i>School of Theology</i></b>                     |      |              |              |              |              |              |            |
| Catholic Theology - Phil Track                       | THPH | 0            | 1            | 0            | 0            | 0            | 0          |
| Catholic Theology-General Trk                        | THEO | 2            | 0            | 0            | 0            | 1            | -1         |
| <b>School of Theology Total</b>                      |      | <b>2</b>     | <b>1</b>     | <b>0</b>     | <b>0</b>     | <b>1</b>     | <b>-1</b>  |
| <b>Grand Total</b>                                   |      | <b>685</b>   | <b>662</b>   | <b>642</b>   | <b>657</b>   | <b>592</b>   | <b>-93</b> |

NOTE: Fall enrollment as of census, October 15th of each term.

## Seton Hall University - 5 Year Graduate Program Enrollment Trends

|  |                                      |      |            |            |            |            |            | Fall 2022  |           |            |            |
|--|--------------------------------------|------|------------|------------|------------|------------|------------|------------|-----------|------------|------------|
|  |                                      |      | Fall 2018  | Fall 2019  | Fall 2020  | Fall 2021  | Fall 2022  | Syr Δ      | New       | Cont       | TOTAL      |
| <b><u>College of Arts &amp; Sciences</u></b> |                                      |      |            |            |            |            |            |            |           |            |            |
| AS   | MA in Asian Area Studies             | ASIA | 16         | 16         | 11         | 6          | 2          | -14        | 0         | 2          | 2          |
|  | MA in English                        | ENGL | 21         | 21         | 19         | 16         | 23         | 2          | 9         | 14         | 23         |
|  | MA in History                        | HIST | 15         | 16         | 10         | 8          | 3          | -12        | 0         | 3          | 3          |
|  | MA in Jewish Christian Studies       | JCST | 9          | 14         | 12         | 11         | 16         | 7          | 4         | 12         | 16         |
|  | MPA in Nonprofit Management          | NPRV | 17         | 26         | 29         | 23         | 13         | -4         | 0         | 13         | 13         |
|  | MPA in Public Administration         | PSMA | 37         | 26         | 23         | 20         | 31         | -6         | 11        | 20         | 31         |
|  | MS in Biology                        | BIOL | 19         | 20         | 16         | 22         | 20         | 1          | 4         | 16         | 20         |
|  | MS in Chemistry                      | CHEM | 13         | 13         | 12         | 14         | 14         | 1          | 3         | 11         | 14         |
|  | MS in Data Science                   | DASV | -          | 3          | 10         | 11         | 7          | -          | 2         | 5          | 7          |
|  | MS in Experimental Psychology        | PSEP | 18         | 17         | 23         | 11         | 3          | -15        | 0         | 3          | 3          |
|  | MS in Experimentl Psy - Thesis       | PSET | 0          | 0          | 0          | 1          | 0          | 0          | 0         | 0          | 0          |
|  | MS in Microbiology                   | MIBI | 10         | 10         | 6          | 9          | 10         | 0          | 3         | 7          | 10         |
|  | MS in Physics                        | PHYS | 6          | 9          | 5          | 3          | 3          | -3         | 0         | 3          | 3          |
|  | MSW in Social Work                   | SOWK | 14         | 16         | 12         | 6          | 14         | 0          | 7         | 7          | 14         |
|  | MSW in Social Work                   | SWKF | 53         | 54         | 46         | 48         | 41         | -12        | 13        | 28         | 41         |
|  | PHD in Chemistry                     | CHEM | 42         | 39         | 40         | 40         | 42         | 0          | 3         | 39         | 42         |
|  | PHD in Molecular Bioscience          | MOBS | 22         | 20         | 18         | 17         | 15         | -7         | 2         | 13         | 15         |
|  | Data Visualization Certificate       | DAVA | 3          | 1          | 1          | 2          | 0          | -3         | 0         | 0          | 0          |
|  | Jewish Christian Studies Cert        | JWCC | 8          | 6          | 1          | 2          | 2          | -6         | 0         | 2          | 2          |
|  | Non-Matriculated Arts-Sciences       | ASNM | 5          | 7          | 12         | 10         | 2          | -3         | 1         | 1          | 2          |
|  | Nonprofit Org Mgmt Certificate       | PSNP | 2          | 0          | 0          | 0          | 0          | -2         | 0         | 0          | 0          |
| <b>College of Arts &amp; Sciences Total</b>  |                                      |      | <b>330</b> | <b>334</b> | <b>306</b> | <b>280</b> | <b>261</b> | <b>-69</b> | <b>62</b> | <b>199</b> | <b>261</b> |
| <b><u>School of Business</u></b>             |                                      |      |            |            |            |            |            |            |           |            |            |
| BU   | MBA in Accounting                    | BACC | 13         | 11         | 9          | 5          | 7          | -6         | 2         | 5          | 7          |
|  | MBA in Accounting-Online             | BACV | 3          | 3          | 8          | 5          | 6          | 3          | 1         | 5          | 6          |
|  | MBA in Business Administration       | BADM | -          | -          | -          | -          | 2          | -          | 0         | 2          | 2          |
|  | MBA in Business Analytics            | BMDA | -          | -          | -          | 2          | 20         | -          | 4         | 16         | 20         |
|  | MBA in Finance                       | BFIN | 63         | 60         | 58         | 41         | 31         | -32        | 4         | 27         | 31         |
|  | MBA in Finance-Online                | BFIV | 10         | 19         | 35         | 36         | 29         | 19         | 3         | 26         | 29         |
|  | MBA in Information Tech Mgmt         | BITM | 11         | 14         | 19         | 14         | 5          | -6         | 1         | 4          | 5          |
|  | MBA in International Business        | BINB | 3          | 4          | 6          | 7          | 3          | 0          | 0         | 3          | 3          |
|  | MBA in Management                    | BMGN | 21         | 19         | 25         | 26         | 20         | -1         | 9         | 11         | 20         |
|  | MBA in Marketing                     | BMKT | 28         | 36         | 27         | 17         | 27         | -1         | 5         | 22         | 27         |
|  | MBA in Marketing-Online              | BMKV | 6          | 11         | 23         | 28         | 23         | 17         | 4         | 19         | 23         |
|  | MBA in Sport Management              | BSPM | 10         | 10         | 12         | 7          | 5          | -5         | 2         | 3          | 5          |
|  | MBA in Supply Chain Management       | BSCM | 19         | 17         | 12         | 12         | 12         | -7         | 3         | 9          | 12         |
|  | MBA in Undecided Business            | BUND | 5          | 9          | 19         | 20         | 20         | 15         | 6         | 14         | 20         |
|  | MBA in Undecided Business-Online     | BUNV | 6          | 8          | 15         | 12         | 12         | 6          | 4         | 8          | 12         |
|  | MS in Accounting                     | BGAC | 26         | 26         | 20         | 7          | 7          | -19        | 2         | 5          | 7          |
|  | MS in Accounting-Online              | BGAV | 33         | 49         | 49         | 40         | 36         | 3          | 4         | 32         | 36         |
|  | MS in Business Analytics             | BANV | -          | 6          | 26         | 30         | 35         | -          | 4         | 31         | 35         |
|  | MS in Professional Accounting        | BGPA | 24         | 24         | 29         | 24         | 27         | 3          | 6         | 21         | 27         |
|  | MS in Professional Accounting-Online | BGPV | 9          | 8          | 2          | 0          | 0          | -9         | 0         | 0          | 0          |
|  | Adv Certificate - Business           | BCER | 20         | 5          | 2          | 0          | 0          | -20        | 0         | 0          | 0          |
|  | Adv Certificate - Taxation           | BCRT | 3          | 4          | 1          | 0          | 1          | -2         | 1         | 0          | 1          |
|  | Cert - Accounting                    | BCAC | 8          | 5          | 4          | 1          | 2          | -6         | 1         | 1          | 2          |
|  | Cert - Business Analytics            | BCBA | -          | -          | -          | -          | 2          | -          | 1         | 1          | 2          |
|  | Cert - Graduate Business             | BCBU | 6          | 12         | 7          | 6          | 8          | 2          | 7         | 1          | 8          |
|  | Cert - Supply Chain Management       | BCSC | 1          | 2          | 1          | 0          | 0          | -1         | 0         | 0          | 0          |
|  | Non-Matriculated - Business          | BGNM | 17         | 14         | 5          | 6          | 3          | -14        | 2         | 1          | 3          |
| <b>School of Business Total</b>              |                                      |      | <b>345</b> | <b>376</b> | <b>414</b> | <b>346</b> | <b>343</b> | <b>-2</b>  | <b>76</b> | <b>267</b> | <b>343</b> |
| <i>(Continued)</i>                           |                                      |      |            |            |            |            |            |            |           |            |            |

## Seton Hall University - 5 Year Graduate Program Enrollment Trends

|   |                                 |           |            |            |            |            |            | Fall 2022  |           |           |            |
|---|---------------------------------|-----------|------------|------------|------------|------------|------------|------------|-----------|-----------|------------|
|   |                                 |           |            |            |            |            |            | New        | Cont      | TOTAL     |            |
|   |                                 | Fall 2018 | Fall 2019  | Fall 2020  | Fall 2021  | Fall 2022  | 5yr Δ      |            |           |           |            |
| <b><u>College of Communication &amp; The Arts</u></b>   |                                 |           |            |            |            |            |            |            |           |           |            |
| CA  | MA in Communication             | COMM      | -          | 5          | 11         | 10         | 9          | -          | 3         | 6         | 9          |
|   | MA in Museum Professions        | ARMS      | 28         | 20         | 22         | 22         | 23         | -5         | 8         | 15        | 23         |
|   | MA in Public Relations          | COPR      | 11         | 11         | 6          | 3          | 0          | -11        | 0         | 0         | 0          |
|   | MA in Strategic Communication   | SCOM      | 17         | 10         | 6          | 3          | 0          | -17        | 0         | 0         | 0          |
|   | Non-Matriculated - Comm - Arts  | CANM      | 1          | 1          | 2          | 0          | 0          | -1         | 0         | 0         | 0          |
|   | Strat Comm Ldrshp Certificate   | CCSL      | 0          | 0          | 2          | 0          | 0          | 0          | 0         | 0         | 0          |
| <b>College of Communication &amp; The Arts Total</b>    |                                 |           | <b>57</b>  | <b>47</b>  | <b>49</b>  | <b>38</b>  | <b>32</b>  | <b>-25</b> | <b>11</b> | <b>21</b> | <b>32</b>  |
| <b><u>School of Diplomacy</u></b>                       |                                 |           |            |            |            |            |            |            |           |           |            |
| DI  | MADI in Diplomacy and Intl Rel  | DIPL      | 78         | 79         | 92         | 103        | 82         | 4          | 23        | 59        | 82         |
|   | MS in Internat Aff - Exec Trk   | DIAX      | 23         | 11         | 8          | 9          | 9          | -14        | 4         | 5         | 9          |
|   | MS in Intl Aff - Exec Tk - Onl  | DIXV      | -          | 8          | 12         | 14         | 13         | -          | 5         | 8         | 13         |
|   | Cert Post-Conflict Recon - Onl  | DCPV      | 4          | 1          | 2          | 1          | 1          | -3         | 0         | 1         | 1          |
|   | Grad Cert - UN Studies          | DCUN      | 2          | 1          | 2          | 2          | 1          | -1         | 0         | 1         | 1          |
| <b>School of Diplomacy Total</b>                        |                                 |           | <b>107</b> | <b>100</b> | <b>116</b> | <b>129</b> | <b>106</b> | <b>-1</b>  | <b>32</b> | <b>74</b> | <b>106</b> |
| <b><u>College of Education &amp; Human Services</u></b> |                                 |           |            |            |            |            |            |            |           |           |            |
| ED  | MA - Major in Counseling        | CNSL      | 29         | 33         | 38         | 44         | 54         | 25         | 16        | 38        | 54         |
|   | MA - Major in Counseling - Onl  | CNSV      | 41         | 37         | 42         | 52         | 57         | 16         | 11        | 46        | 57         |
|   | MA in Applied Behavior Analysis | EABA      | -          | -          | 8          | 13         | 17         | -          | 6         | 11        | 17         |
|   | MA in Counseling Psychology     | CSPS      | 0          | 0          | 2          | 1          | 2          | 2          | 0         | 2         | 2          |
|   | MA in Hum Res Trn-Dv - On-Line  | HRTV      | 38         | 45         | 36         | 32         | 29         | -9         | 3         | 26        | 29         |
|   | MA in Human Resource Train-Dev  | HRTL      | 107        | 70         | 51         | 30         | 19         | -88        | 0         | 19        | 19         |
|   | MA in Psychological Studies     | PSST      | 24         | 31         | 30         | 36         | 23         | -1         | 10        | 13        | 23         |
|   | MA in School Counsel - Online   | SCOV      | 110        | 98         | 107        | 119        | 125        | 15         | 42        | 83        | 125        |
|   | MA in School Counseling         | SCOU      | 7          | 11         | 14         | 14         | 19         | 12         | 9         | 10        | 19         |
|   | MA in Special Education         | SPED      | 27         | 26         | 21         | 18         | 10         | -17        | 1         | 9         | 10         |
|   | MAE in Counseling-Online        | CNSV      | -          | -          | -          | 2          | 0          | -          | 0         | 0         | 0          |
|   | MAE in Ed Ldr Mgt Pol - Online  | ELMV      | 16         | 5          | 1          | 9          | 15         | -1         | 3         | 12        | 15         |
|   | MAE in Ed Leadership Mgmt Pol   | ELMP      | 4          | 2          | 5          | 4          | 0          | -4         | 0         | 0         | 0          |
|   | MAE in Exec Ed Ldrshp Mgmt Pol  | EXMA      | 42         | 42         | 27         | 23         | 18         | -24        | 0         | 18        | 18         |
|   | MAE in Higher Ed - Stu Affairs  | HRSA      | 8          | 8          | 10         | 9          | 6          | -2         | 3         | 3         | 6          |
|   | MAE in Instruction Design Tech  | IDAT      | 12         | 23         | 27         | 14         | 7          | -5         | 1         | 6         | 7          |
|   | MS in Marriage and Fam Therapy  | MACS      | 15         | 10         | 3          | 1          | 0          | -15        | 0         | 0         | 0          |
|   | EDS in Ed Leadership Mgmt Pol   | ELMP      | 8          | 5          | 5          | 5          | 0          | -8         | 0         | 0         | 0          |
|   |                                 | ELPP      | 31         | 16         | 18         | 9          | 11         | -20        | 0         | 11        | 11         |
|   | EDS in Ed Ldr Mgt Pol - Online  | ELMV      | 0          | 4          | 1          | 7          | 21         | 21         | 7         | 14        | 21         |
|   | EDS in Exec Ed Ldrshp Mgmt Pol  | EXES      | 49         | 45         | 55         | 45         | 23         | -26        | 0         | 23        | 23         |
|   | EDS in Prof Counseling - Onl    | PROV      | 24         | 19         | 14         | 19         | 26         | 2          | 6         | 20        | 26         |
|   | EDS in Professional Counseling  | PROC      | 3          | 2          | 1          | 2          | 2          | -1         | 0         | 2         | 2          |
|   | EDS in School Psychology        | SCPS      | 0          | 6          | 10         | 10         | 11         | 11         | 6         | 5         | 11         |
|   | EDS in School-Community Psych   | SPSY      | 15         | 7          | 0          | 0          | 0          | -15        | 0         | 0         | 0          |
|   | EDD in Ed Leadership Mgmt Pol   | ELMP      | 116        | 107        | 85         | 62         | 63         | -53        | 12        | 51        | 63         |
|   | EDD in Exec Ed Ldrshp Mgmt Pol  | EXEC      | 90         | 61         | 54         | 66         | 64         | -26        | 1         | 63        | 64         |
|   | EDD in Higher Education         | HRED      | 20         | 32         | 31         | 37         | 31         | 11         | 1         | 30        | 31         |
|   | PHD in Counseling Psychology    | CSPS      | 25         | 28         | 29         | 34         | 32         | 7          | 5         | 27        | 32         |
|   | PHD in Family Psychology        | FPSY      | 1          | 1          | 1          | 1          | 1          | 0          | 0         | 1         | 1          |
|   | PHD in Higher Education         | HRED      | 76         | 71         | 59         | 49         | 51         | -25        | 10        | 41        | 51         |

(Continued)



## Seton Hall University - 5 Year Graduate Program Enrollment Trends

|  |                                 | Fall 2018  | Fall 2019  | Fall 2020  | Fall 2021  | Fall 2022  | 5yr Δ       | Fall 2022  |            |            |    |
|--|---------------------------------|------------|------------|------------|------------|------------|-------------|------------|------------|------------|----|
|  |                                 |            |            |            |            |            |             | New        | Cont       | TOTAL      |    |
| Applied Behavior Analysis Cert                         | ECAB                            | 1          | 1          | 0          | 1          | 1          | 0           | 0          | 1          | 1          |    |
| Ed Ldrshp Supervisory Cert                             | ECSU                            | 14         | 20         | 16         | 16         | 13         | -1          | 6          | 7          | 13         |    |
| Educational Media Certificate                          | EMCO                            | 5          | 9          | 3          | 5          | 5          | 0           | 2          | 3          | 5          |    |
| Info Tech Cert-Grad                                    | GCIT                            | 0          | 0          | 2          | 3          | 4          | 4           | 3          | 1          | 4          |    |
| Marriage and Fam Therapy Cert                          | CMFT                            | 0          | 1          | 0          | 0          | 0          | 0           | 0          | 0          | 0          |    |
| Non-Matriculated - Education                           | EDNM                            | 17         | 12         | 9          | 9          | 4          | -13         | 4          | 0          | 4          |    |
| Post-MA in School Counseling                           | PMSC                            | 1          | 2          | 2          | 0          | 2          | 1           | 0          | 2          | 2          |    |
| Sports Psychology Certificate                          | CSPT                            | 0          | 0          | 0          | 2          | 1          | 1           | 1          | 0          | 1          |    |
| Tch Engr 2nd Lang Certificate                          | TESL                            | 3          | 8          | 5          | 10         | 6          | 3           | 0          | 6          | 6          |    |
| Tchr Cert - Alt Route Studies                          | GRAL                            | 1          | 0          | 0          | 0          | 0          | -1          | 0          | 0          | 0          |    |
| Tchr Stu with Disability Cert                          | SPCO                            | 1          | 13         | 1          | 1          | 0          | -1          | 0          | 0          | 0          |    |
| Teacher Development                                    | CEAS                            | 5          | 6          | 1          | 4          | 6          | 1           | 1          | 5          | 6          |    |
| Transition Studies Certificate                         | SPCT                            | 0          | 2          | 1          | 2          | 1          | 1           | 0          | 1          | 1          |    |
| <b>College of Education &amp; Human Services Total</b> |                                 | <b>986</b> | <b>919</b> | <b>825</b> | <b>820</b> | <b>780</b> | <b>-206</b> | <b>170</b> | <b>610</b> | <b>780</b> |    |
| <b><u>College of Nursing</u></b>                       |                                 |            |            |            |            |            |             |            |            |            |    |
| NU   | MSN Adult-Gero Acute Care NP    | NAAV       | 61         | 78         | 98         | 95         | 78          | 17         | 9          | 69         | 78 |
|  | MSN Adult-Gero Primary Care NP  | NAPV       | 44         | 50         | 51         | 51         | 44          | 0          | 8          | 36         | 44 |
|  | MSN Hlth Sys Adm w/ Case Mgmt   | NHCV       | 12         | 16         | 9          | 2          | 0           | -12        | 0          | 0          | 0  |
|  | MSN in Acute Care ANP-GNP       | MNAC       | 3          | -          | -          | -          | -           | -          | -          | -          | -  |
|  | MSN in Clinical Nurse Leader    | NULD/NULE  | 28         | 27         | 23         | 6          | -           | -          | -          | -          | -  |
|  | MSN in Health Systems Admin     | MSHS/NHSV  | 1          | 1          | 0          | 1          | -           | -          | -          | -          | -  |
|  | MSN in Hlth Sys Adm w/ Ca Mgt   | MSHC       | 6          | -          | -          | -          | -           | -          | -          | -          | -  |
|  | MSN in Primary Care ANP-GNP     | MNPC       | 7          | -          | -          | -          | -           | -          | -          | -          | -  |
|  | MSN in Primary Care PNP         | MSNY       | 4          | -          | -          | -          | -           | -          | -          | -          | -  |
|  | MSN Pediatric Primary Care NP   | NPPV       | 24         | 26         | 29         | 32         | 29          | 5          | 5          | 24         | 29 |
|  | MSN Psychiatric NP              | NPSV       | -          | -          | -          | 6          | 36          | -          | 23         | 13         | 36 |
|  | DNP in Adv Nursing Practice     | NUNP/NUNV  | 16         | 25         | 26         | 30         | 23          | 7          | 5          | 18         | 23 |
|  | PHD in Nursing                  | NURS/NUPH  | 25         | 28         | 27         | 24         | 30          | 5          | 8          | 22         | 30 |
|  | Cert Adult-Gero Acute Care NP   | NCGV       | -          | 3          | 1          | 1          | 3           | -          | 2          | 1          | 3  |
|  | Cert Pediatric Primary Care NP  | NCPV       | -          | -          | -          | -          | 1           | -          | 1          | 0          | 1  |
|  | Cert Case Management            | GNCM       | 1          | -          | -          | -          | -           | -          | -          | -          | -  |
|  | Non-Matriculated Grad Nursing   | NUNM       | 2          | 0          | 0          | 0          | 0           | -2         | 0          | 0          | 0  |
|  | Post MSN Cert AcuteCare ANP-GNP | GNCC       | 1          | -          | -          | -          | -           | -          | -          | -          | -  |
|  | Post MSN Cert Psyc Mental Hlth  | NCSV       | -          | -          | -          | -          | 3           | -          | 1          | 2          | 3  |
|  | Post-MSN Cert ExecHlthcare Adm  | NCXV       | 1          | 0          | 0          | 0          | 0           | -1         | 0          | 0          | 0  |
| <b>College of Nursing Total</b>                        |                                 | <b>235</b> | <b>254</b> | <b>264</b> | <b>248</b> | <b>247</b> | <b>12</b>   | <b>62</b>  | <b>185</b> | <b>247</b> |    |
| <b><u>School of Theology</u></b>                       |                                 |            |            |            |            |            |             |            |            |            |    |
| ST   | MAM in Ministry Spiritual Dir   | SPTM       | 8          | 7          | 7          | 8          | 9           | 1          | 3          | 6          | 9  |
|  | MAT in Bibl Studies-No Thesis   | BIBN       | 3          | 3          | 4          | 3          | 1           | -2         | 0          | 1          | 1  |
|  | MAT in Biblical Studies         | BIBL       | 5          | 5          | 4          | 3          | 1           | -4         | 0          | 1          | 1  |
|  | MAT in Christian Ethics         | CETH       | 4          | 3          | 3          | 3          | 4           | 0          | 2          | 2          | 4  |
|  | MAT in Christian Eth-No Thesis  | CETN       | 3          | 1          | 1          | 0          | 2           | -1         | 0          | 2          | 2  |
|  | MAT in Ecclesial His-No Thesis  | HSTN       | 2          | 1          | 2          | 3          | 1           | -1         | 0          | 1          | 1  |
|  | MAT in Ecclesial History        | HSTD       | 0          | 0          | 2          | 3          | 2           | 2          | 0          | 2          | 2  |
|  | MAT in Sys Theology-No Thesis   | STHN       | 59         | 82         | 55         | 72         | 70          | 11         | 8          | 62         | 70 |
|  | MAT in Systematic Theology      | STHO       | 8          | 8          | 7          | 5          | 7           | -1         | 1          | 6          | 7  |
|  | MDM in Pastoral Ministry        | DIVS       | 70         | 65         | 64         | 60         | 54          | -16        | 11         | 43         | 54 |
|  | MDM in Pastoral Min-No Thesis   | DIVN       | 11         | 9          | 7          | 8          | 4           | -7         | 0          | 4          | 4  |

(Continued)

## Seton Hall University - 5 Year Graduate Program Enrollment Trends

|   |                                 | Fall 2018 | Fall 2019  | Fall 2020  | Fall 2021  | Fall 2022  | Syr Δ      | Fall 2022   |            |            |            |
|---|---------------------------------|-----------|------------|------------|------------|------------|------------|-------------|------------|------------|------------|
|   |                                 |           |            |            |            |            |            | New         | Cont       | TOTAL      |            |
|   | Cert - Catholic Evangelization  | STCE      | 6          | 3          | 6          | 5          | 4          | -2          | 0          | 4          | 4          |
|   | Cert - Diaconal Studies         | STCD      | 8          | 14         | 10         | 16         | 18         | 10          | 1          | 17         | 18         |
|   | Cert - Spirituality             |           | 1          | 0          | 0          | 2          | 3          | 2           | 1          | 2          | 3          |
|   | Cert - Theolog Ed - Parish Srv  | STEP      | 2          | 2          | 0          | 0          | 0          | -2          | 0          | 0          | 0          |
|   | Non-Matriculated - Theology     | STNM      | 8          | 6          | 6          | 4          | 8          | 0           | 5          | 3          | 8          |
| <b>School of Theology Total</b>                       |                                 |           | <b>198</b> | <b>209</b> | <b>178</b> | <b>195</b> | <b>188</b> | <b>-10</b>  | <b>32</b>  | <b>156</b> | <b>188</b> |
| <b><i>School of Health &amp; Medical Sciences</i></b> |                                 |           |            |            |            |            |            |             |            |            |            |
| GM  | MHA in Healthcare Adm - Online  | HCAV/HSAV | 72         | 65         | 2          | 2          | 0          | -72         | 0          | 0          | 0          |
|   | MHA in Healthcare Admin         | HCAD/HSAD | 66         | 48         | 112        | 57         | 38         | -28         | 14         | 24         | 38         |
|   | MS in Athletic Training         | GMAT/HSAT | 35         | 29         | 20         | 26         | 16         | -19         | 0          | 16         | 16         |
|   | MS in Occupational Therapy      | GMOT/HSOT | 150        | 154        | 155        | 147        | 153        | 3           | 37         | 116        | 153        |
|   | MS in Physician Assistant       | GMPA/HSPA | 135        | 165        | 161        | 165        | 145        | 10          | 27         | 118        | 145        |
|   | MS in Speech Lang Pathology     | GMSL/HSSL | 99         | 101        | 91         | 94         | 92         | -7          | 42         | 50         | 92         |
|   | DPT in Physical Therapy         | GDPT/HSPT | 132        | 96         | 86         | 98         | 90         | -42         | 0          | 90         | 90         |
|   | PHD in Health Sciences          | HSCI/HSSC | 103        | 98         | 96         | 75         | 71         | -32         | 9          | 62         | 71         |
|   | Cert: Population Hlth Mgmt      | HCHM      | 1          | 2          | 1          | 0          | 0          | -1          | 0          | 0          | 0          |
|   | Healthcare Certificate          | HCCT/HCST | 2          | 2          | 1          | 4          | 4          | 2           | 3          | 1          | 4          |
|   | Global Health Mgmt Certificate  | HSGH      | -          | -          | 1          | 1          | 0          | -           | 0          | 0          | 0          |
|   | Non-Matriculated - Grad Med Ed  | GMNM/HSNM | 0          | 1          | 0          | 1          | 0          | 0           | 0          | 0          | 0          |
| <b>School of Health &amp; Medical Sciences Total</b>  |                                 |           | <b>795</b> | <b>761</b> | <b>726</b> | <b>670</b> | <b>609</b> | <b>-186</b> | <b>132</b> | <b>477</b> | <b>609</b> |
| <b><i>School of Law</i></b>                           |                                 |           |            |            |            |            |            |             |            |            |            |
| LW  | MSJ in Fin Svcs & Health Hosp   | FSHH      | 3          | 2          | 2          | 3          | -          | -           | -          | -          | -          |
|   | MSJ in Financial Services Comp  | FSCM      | 55         | 45         | 32         | 27         | 1          | -54         | 0          | 1          | 1          |
|   | MSJ in FS & Lw & Creative Ind   | FSCI      | -          | -          | -          | 2          | -          | -           | -          | -          | -          |
|   | MSJ in General Leg Studies      | GNLS      | -          | -          | -          | 17         | 1          | -           | 0          | 1          | 1          |
|   | MSJ in Financial Svcs & IP      | FSIP      | 3          | 3          | 3          | 2          | -          | -           | -          | -          | -          |
|   | MSJ in Financial Svcs & Pharma  | FSPM      | 2          | 1          | 3          | 2          | -          | -           | -          | -          | -          |
|   | MSJ in Financial Svcs & Privacy | FSPL      | 3          | 1          | 1          | 1          | -          | -           | -          | -          | -          |
|   | MSJ in Health & Hospital Law    | HHOS      | 55         | 55         | 48         | 32         | 1          | -54         | 0          | 1          | 1          |
|   | MSJ in Health Hosp and Phar Dv  | HCPM      | 22         | 20         | 17         | 17         | -          | -           | -          | -          | -          |
|   | MSJ in Health Law               | HCST      | -          | -          | -          | 1          | -          | -           | -          | -          | -          |
|   | MSJ in Health Law and Int Prop  | HCIP      | 4          | 4          | 4          | 0          | -          | -           | -          | -          | -          |
|   | MSJ in HL & Lw & Creative Ind   | HCCI      | -          | -          | -          | 2          | -          | -           | -          | -          | -          |
|   | MSJ in Intellectual Property    | INPR      | 11         | 10         | 3          | 4          | -          | -           | -          | -          | -          |
|   | MSJ in Law & Creative Ind       | LWCI      | -          | -          | -          | 1          | -          | -           | -          | -          | -          |
|   | MSJ in Pharm & Med Dev & Comp   | PMDC      | 53         | 59         | 56         | 38         | -          | -           | -          | -          | -          |
|   | MSJ in PL & Lw Creative Ind     | PLCI      | -          | -          | -          | 2          | -          | -           | -          | -          | -          |
|   | MSJ in PMD & Lw & Creative Ind  | PMCI      | -          | -          | -          | 4          | -          | -           | -          | -          | -          |
|   | MSJ in Pharm & Med Dev and IP   | PMIP      | 12         | 8          | 6          | 3          | -          | -           | -          | -          | -          |
|   | MSJ in Priv Lw & Phar Med Comp  | PLPM      | 2          | 5          | 5          | 6          | -          | -           | -          | -          | -          |
|   | MSJ in Privacy Law & Cyber Sec  | PLCS      | 9          | 22         | 28         | 25         | -          | -           | -          | -          | -          |
|   | MSJ in Privacy Lw & Fin Svc Lw  | PLFS      | 5          | 8          | 9          | 6          | -          | -           | -          | -          | -          |
|   | MSJ in Privacy Lw & Hlth Hosp   | PLHH      | 6          | 6          | 6          | 5          | -          | -           | -          | -          | -          |
|   | MSJ in Privacy Lw & IP Law      | PLIP      | 5          | 4          | 7          | 5          | -          | -           | -          | -          | -          |
|   | MLS in Financial Services Comp  | FSCM      | -          | -          | -          | -          | 21         | -           | 2          | 19         | 21         |
|   | MLS in General Leg Studies      | GNLS      | -          | -          | -          | -          | 32         | -           | 16         | 16         | 32         |
|   | MLS in Health & Hospital Law    | HHOS      | -          | -          | -          | -          | 38         | -           | 7          | 31         | 38         |
|   | MLS in Law & Creatie Ind        | LWCI      | -          | -          | -          | -          | 7          | -           | 2          | 5          | 7          |
|   | MLS in Pharm & Med Dev & Comp   | PMDC      | -          | -          | -          | -          | 46         | -           | 7          | 39         | 46         |
|   | MLS in Privacy Law & Cyber Sec  | PLCS      | -          | -          | -          | -          | 36         | -           | 8          | 28         | 36         |

(Continued)

## Seton Hall University - 5 Year Graduate Program Enrollment Trends

|                                  |       | Fall 2018    | Fall 2019    | Fall 2020    | Fall 2021    | Fall 2022    | 5yr Δ       | Fall 2022  |              |              |
|----------------------------------|-------|--------------|--------------|--------------|--------------|--------------|-------------|------------|--------------|--------------|
|                                  |       |              |              |              |              |              |             | New        | Cont         | TOTAL        |
| LLM in Fin Svcs Compliance       | FSCM  | 4            | 0            | 2            | 1            | 1            | -3          | 1          | 0            | 1            |
| LLM in Health Law and Publ Pol   | HLPP  | 5            | 10           | 10           | 10           | 6            | 1           | 0          | 6            | 6            |
| JD in Law                        | LAW   | 600          | 644          | 736          | 837          | 822          | 222         | 221        | 601          | 822          |
| Exchange Student                 | EXCL  | 2            | 2            | 0            | 0            | 3            | 1           | 3          | 0            | 3            |
| Grad Cert in Fin Svcs Comp       | GCF5  | 5            | 8            | 10           | 1            | 5            | 0           | 4          | 1            | 5            |
| Grad Cert in Health & Hosp Law   | GCHH  | 8            | 8            | 5            | 9            | 6            | -2          | 0          | 6            | 6            |
| Grad Cert in IP Law              | GCHIP | 4            | 3            | 3            | 2            | 0            | -4          | 0          | 0            | 0            |
| Grad Cert in Lw & Creative Ind   | GCCI  | -            | -            | -            | 1            | 1            | -           | 0          | 1            | 1            |
| Grad Cert in Phar & Med Dev Lw   | LWPL  | 1            | 0            | 0            | 0            | 0            | -1          | 0          | 0            | 0            |
| Grad Cert in Phar & Med Dv Lw    | GCPM  | 24           | 17           | 19           | 18           | 14           | -10         | 7          | 7            | 14           |
| Grad Cert in Privacy Law         | GCPL  | 7            | 16           | 8            | 6            | 1            | -6          | 0          | 1            | 1            |
| Health & Hospital Law            | HHOS  | 0            | 1            | 0            | 0            | 0            | 0           | 0          | 0            | 0            |
| Non-Matriculated - Law           | NMLW  | 0            | 2            | 0            | 0            | 3            | 3           | 3          | 0            | 3            |
| Phar & Med Dev Lw & Compliance   | PMDC  | 0            | 0            | 0            | 0            | 0            | 0           | 0          | 0            | 0            |
| <b>School of Law Total</b>       |       | <b>910</b>   | <b>964</b>   | <b>1,023</b> | <b>1,090</b> | <b>1,045</b> | <b>135</b>  | <b>281</b> | <b>764</b>   | <b>1,045</b> |
| <b><u>School of Medicine</u></b> |       |              |              |              |              |              |             |            |              |              |
| SM MD in Medicine                | MEDI  | 60           | 151          | -            | -            | -            | -           | -          | -            | -            |
| <b>School of Medicine Total</b>  |       | <b>60</b>    | <b>151</b>   | <b>-</b>     | <b>-</b>     | <b>-</b>     | <b>-</b>    | <b>-</b>   | <b>-</b>     | <b>-</b>     |
| NM Non-Matriculated - Graduate   | GRNM  | 3            | 2            | 0            | 2            | 0            | -3          | 0          | 0            | 0            |
| <b>Non-Matriculated Total</b>    |       | <b>3</b>     | <b>2</b>     | <b>0</b>     | <b>2</b>     | <b>0</b>     | <b>-3</b>   | <b>0</b>   | <b>0</b>     | <b>0</b>     |
| <b>Grand Total</b>               |       | <b>4,026</b> | <b>4,117</b> | <b>3,901</b> | <b>3,818</b> | <b>3,611</b> | <b>-415</b> | <b>858</b> | <b>2,753</b> | <b>3,611</b> |

NOTE: Fall enrollment as of census, October 15th of each term.

**Seton Hall University - 5 Year Enrollment by Graduate 2nd Programs**  
**Supplementary - Students in Graduate Dual or Joint Degree Programs (1st program UG or GR)**

|   |  |              | Fall<br>2018 | Fall<br>2019 | Fall<br>2020 | Fall<br>2021 | Fall<br>2022 | Syr Δ     |
|---|--|--------------|--------------|--------------|--------------|--------------|--------------|-----------|
| <b><u>College of Arts &amp; Sciences</u></b>            |  |              |              |              |              |              |              |           |
| AS  | MA in Asian Area Studies                     | AS_ASIA_MA   | 0            | 0            | 0            | 2            | 1            | 1         |
|   | MA in English                                | AS_ENGL_MA   | 0            | 0            | 0            | 5            | 3            | 3         |
|   | MA in History                                | AS_HIST_MA   | 1            | 0            | 0            | 0            | 0            | -1        |
|   | MPA in Public Administration                 | AS_PSMA_MPA  | 4            | 2            | 3            | 3            | 6            | 2         |
|   | MS in Data Science                           | AS_DASV_MS   | 0            | 0            | 2            | 0            | 0            | 0         |
|   | MS in Experimental Psychology                | AS_PSEP_MS   | 1            | 0            | 0            | 0            | 0            | -1        |
|   | PHD in Chemistry                             | AS_CHEM_PHD  | 1            | 1            | 1            | 1            | 1            | 0         |
|   | Data Visualization Cert                      | AS_DAVA_NM   | 0            | 2            | 2            | 1            | 1            | 1         |
| <b>College of Arts &amp; Sciences Total</b>             |  |              | <b>7</b>     | <b>5</b>     | <b>8</b>     | <b>12</b>    | <b>12</b>    | <b>5</b>  |
| <b><u>School of Business</u></b>                        |  |              |              |              |              |              |              |           |
| BU  | MBA in Accounting                            | BU_BACC_MBA  | 0            | 1            | 0            | 0            | 2            | 2         |
|   | MBA in Business Analytics                    | BU_BMDA_MBA  | 0            | 0            | 0            | 0            | 5            | 5         |
|   | MBA in Finance                               | BU_BFIN_MBA  | 10           | 7            | 3            | 5            | 3            | -7        |
|   | MBA in International Business                | BU_BINB_MBA  | 3            | 2            | 2            | 1            | 0            | -3        |
|   | MBA in Information Tech Mgmt                 | BU_BITM_MBA  | 0            | 1            | 0            | 2            | 2            | 2         |
|   | MBA in Management                            | BU_BMG_N_MBA | 2            | 6            | 4            | 4            | 5            | 3         |
|   | MBA in Marketing                             | BU_BMKT_MBA  | 4            | 5            | 1            | 2            | 3            | -1        |
|   | MBA in Marketing                             | BU_BMKV_MBA  | 0            | 0            | 0            | 0            | 1            | 1         |
|   | MBA in Supply Chain Management               | BU_BSCM_MBA  | 4            | 2            | 0            | 1            | 0            | -4        |
|   | MBA in Sport Management                      | BU_BSPM_MBA  | 0            | 0            | 0            | 2            | 1            | 1         |
|   | MBA in Undecided Business                    | BU_BUND_MBA  | 2            | 4            | 4            | 6            | 3            | 1         |
|   | MBA in Undecided Business                    | BU_BUNV_MBA  | 0            | 0            | 0            | 0            | 2            | 2         |
|   | MS in Accounting                             | BU_BGAC_MSAC | 0            | 0            | 1            | 0            | 1            | 1         |
|   | MS in Business Analytics                     | BU_BANV_MS   | 0            | 1            | 5            | 4            | 1            | 1         |
|   | MS in Professional Accounting                | BU_BGPA_MSPA | 16           | 23           | 22           | 6            | 15           | -1        |
|   | Cert - Graduate Business                     | BU_BCBU_NM   | 0            | 0            | 0            | 0            | 1            | 1         |
| <b>School of Business Total</b>                         |  |              | <b>41</b>    | <b>52</b>    | <b>42</b>    | <b>33</b>    | <b>45</b>    | <b>4</b>  |
| <b><u>College of Communication &amp; The Arts</u></b>   |  |              |              |              |              |              |              |           |
| CA  | MA in Museum Professions                     | CA_ARMS_MA   | 3            | 7            | 4            | 2            | 2            | -1        |
|   | MA in Communication                          | CA_COMM_MA   | 0            | 0            | 0            | 3            | 3            | 3         |
|   | MA in Public Relations                       | CA_COPR_MA   | 2            | 4            | 1            | 0            | 0            | -2        |
| <b>College of Communication &amp; The Arts Total</b>    |  |              | <b>5</b>     | <b>11</b>    | <b>5</b>     | <b>5</b>     | <b>5</b>     | <b>0</b>  |
| <b><u>School of Diplomacy</u></b>                       |  |              |              |              |              |              |              |           |
| DI  | MADI in Diplomacy and Intl Rel               | DI_DIPL_MADI | 17           | 17           | 23           | 20           | 14           | -3        |
|   | Grad Cert - UN Studies                       | DI_DCUN_NM   | 1            | 1            | 1            | 0            | 0            | -1        |
| <b>School of Diplomacy Total</b>                        |  |              | <b>18</b>    | <b>18</b>    | <b>24</b>    | <b>20</b>    | <b>14</b>    | <b>-4</b> |
| <b><u>College of Education &amp; Human Services</u></b> |  |              |              |              |              |              |              |           |
| ED  | MA in Psychological Studies                  | ED_PSST_MA   | 0            | 0            | 0            | 1            | 0            | 0         |
|   | MA in Special Education                      | ED_SPED_MA   | 0            | 0            | 0            | 0            | 4            | 4         |
|   | EDS in Professional Counseling               | ED_PROC_EDS  | 25           | 17           | 9            | 8            | 15           | -10       |
|   | EDS in Prof Counseling - Onl                 | ED_PROV_EDS  | 24           | 11           | 3            | 3            | 1            | -23       |
|   | EDS in School Psychology                     | ED_SCPS_EDS  | 0            | 0            | 2            | 1            | 0            | 0         |
|   | PHD in Counseling Psychology                 | ED_CSPPS_PHD | 0            | 0            | 2            | 1            | 2            | 2         |
|   | EDD in Ed Leadership Mgmt Pol<br>(Continued) | ED_ELMP_EDD  | 0            | 0            | 0            | 0            | 1            | 1         |

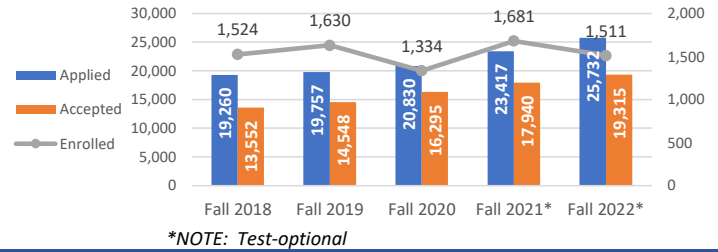
**Seton Hall University - 5 Year Enrollment by Graduate 2nd Programs**  
**Supplementary - Students in Graduate Dual or Joint Degree Programs (1st program UG or GR)**

|  |                         | Fall<br>2018 | Fall<br>2019 | Fall<br>2020 | Fall<br>2021 | Fall<br>2022 | Syr Δ      |
|--|-------------------------|--------------|--------------|--------------|--------------|--------------|------------|
| Teacher Development                                    | ED_CEAS_NM              | 6            | 3            | 3            | 2            | 1            | -5         |
| Sports Psychology Cert                                 | ED_CSPT_NM              | 0            | 0            | 1            | 1            | 0            | 0          |
| Applied Behavior Analysis Cert                         | ED_ECAB_NM              | 6            | 3            | 1            | 1            | 1            | -5         |
| Ed Ldrshp Supervisory Cert                             | ED_ECSU_NM              | 0            | 0            | 0            | 0            | 1            | 1          |
| Tchr Cert - Alt Route Studies                          | ED_GRAL_NM              | 2            | 0            | 0            | 0            | 0            | -2         |
| Tch Engl 2nd Lang Cert                                 | ED_TESL_NM              | 0            | 1            | 1            | 0            | 2            | 2          |
| <b>College of Education &amp; Human Services Total</b> |                         | <b>63</b>    | <b>35</b>    | <b>22</b>    | <b>18</b>    | <b>28</b>    | <b>-35</b> |
| <b><u>College of Nursing</u></b>                       |                         |              |              |              |              |              |            |
| MSN in Health Systems Admin                            | NU_NHSV_MS              | 1            | 0            | 1            | 1            | 1            | 0          |
| DNP in Adv Nursing Practice                            | NU_NUNP_DNP/NU_NUNV_DNP | 1            | 1            | 0            | 1            | 4            | 3          |
| <b>College of Nursing Total</b>                        |                         | <b>2</b>     | <b>1</b>     | <b>1</b>     | <b>2</b>     | <b>5</b>     | <b>3</b>   |
| <b><u>School of Theology</u></b>                       |                         |              |              |              |              |              |            |
| MAT in Biblical Studies                                | ST_BIBL_MAT             | 2            | 1            | 0            | 0            | 0            | -2         |
| MAT in Bibl Studies-No Thesis                          | ST_BIBN_MAT             | 0            | 0            | 1            | 1            | 0            | 0          |
| MAT in Christian Ethics                                | ST_CETH_MAT             | 1            | 0            | 0            | 1            | 1            | 0          |
| MAT in Christian Eth-No Thesis                         | ST_CETN_MAT             | 1            | 0            | 0            | 1            | 2            | 1          |
| MAT in Ecclesial His-No Thesis                         | ST_HSTN_MAT             | 1            | 1            | 2            | 1            | 0            | -1         |
| MAT in Sys Theology-No Thesis                          | ST_STHN_MAT             | 5            | 2            | 3            | 3            | 3            | -2         |
| MAT in Systematic Theology                             | ST_STHO_MAT             | 0            | 0            | 1            | 1            | 1            | 1          |
| Cert - Catholic Evangelization                         | ST_STCE_NM              | 1            | 3            | 1            | 0            | 0            | -1         |
| <b>School of Theology Total</b>                        |                         | <b>11</b>    | <b>7</b>     | <b>8</b>     | <b>8</b>     | <b>7</b>     | <b>-4</b>  |
| <b><u>School of Health &amp; Medical Sciences</u></b>  |                         |              |              |              |              |              |            |
| GM MS in Athletic Training                             | GM_GMAT_MS/GM_HSAT_MS   | 10           | 2            | 4            | 0            | 0            | -10        |
| MS in Occupational Therapy                             | GM_GMOT_MS/GM_HSOT_MS   | 24           | 17           | 20           | 27           | 16           | -8         |
| MS in Physician Assistant                              | GM_HSPA_MS              | 40           | 15           | 14           | 12           | 32           | -8         |
| DPT in Physical Therapy                                | GM_GDPT_DPT/GM_HSPT_DPT | 17           | 15           | 28           | 18           | 25           | 8          |
| Healthcare Certificate                                 | GM_HCCT_NM              | 0            | 0            | 1            | 1            | 0            | 0          |
| Healthcare Admin Cert                                  | AS_PSHA_NM              | 0            | 1            | 0            | 1            | 0            | 0          |
| <b>School of Health &amp; Medical Sciences Total</b>   |                         | <b>91</b>    | <b>50</b>    | <b>67</b>    | <b>59</b>    | <b>73</b>    | <b>-18</b> |
| <b><u>School of Law</u></b>                            |                         |              |              |              |              |              |            |
| Grad Cert in Health & Hosp Law                         | LW_GCHH_NM              | 0            | 0            | 1            | 0            | 0            | 0          |
| <b>School of Law Total</b>                             |                         | <b>0</b>     | <b>0</b>     | <b>1</b>     | <b>0</b>     | <b>0</b>     | <b>0</b>   |
| <b>Grand Total</b>                                     |                         | <b>238</b>   | <b>179</b>   | <b>178</b>   | <b>157</b>   | <b>189</b>   | <b>-49</b> |

NOTE: Fall enrollment as of census, October 15th of each term.

## Seton Hall University - 5 Year Freshman Admission Trends

| Applications |         |         |         |         |         |       |
|--------------|---------|---------|---------|---------|---------|-------|
|              | Fa'2018 | Fa'2019 | Fa'2020 | Fa'2021 | Fa'2022 | 5yr Δ |
| Applied      | 19,260  | 19,757  | 20,830  | 23,417  | 25,732  | 34%   |
| Accepted     | 13,552  | 14,548  | 16,295  | 17,940  | 19,315  | 43%   |
| Enrolled FT  | 1,524   | 1,630   | 1,334   | 1,681   | 1,511   | -1%   |
| Accept Rate  | 73%     | 70%     | 78%     | 77%     | 75%     |       |
| Yield        | 12%     | 11%     | 8%      | 9%      | 8%      |       |



| FT Freshmen by Gender |         |         |         |         |         |          |
|-----------------------|---------|---------|---------|---------|---------|----------|
|                       | Fa'2018 | Fa'2019 | Fa'2020 | Fa'2021 | Fa'2022 | 5yr Δ    |
| Men                   | 748     | 776     | 661     | 694     | 689     | 46% -8%  |
| Women                 | 776     | 854     | 673     | 987     | 822     | 54% 6%   |
| Total                 | 1,524   | 1,630   | 1,334   | 1,681   | 1,511   | 100% -1% |

| FT Freshmen by Race/Ethnicity |         |         |         |         |         |          |
|-------------------------------|---------|---------|---------|---------|---------|----------|
|                               | Fa'2018 | Fa'2019 | Fa'2020 | Fa'2021 | Fa'2022 | 5yr Δ    |
| Hispanic                      | 284     | 297     | 282     | 451     | 426     | 28% 50%  |
| Black                         | 123     | 113     | 119     | 187     | 185     | 12% 50%  |
| Asian                         | 175     | 218     | 168     | 151     | 163     | 11% -7%  |
| Pac Isllder                   | 0       | 0       | 0       | 1       | 1       | 0% -     |
| Am Ind/Alskn                  | 2       | 1       | 1       | 1       | 2       | 0% 0%    |
| White                         | 840     | 862     | 681     | 791     | 650     | 43% -23% |
| 2+ Races                      | 71      | 78      | 56      | 71      | 52      | 3% -27%  |
| Unknown                       | 29      | 61      | 27      | 28      | 32      | 2% 10%   |
| Total                         | 1,524   | 1,630   | 1,334   | 1,681   | 1,511   | 100% -1% |

| FT Freshmen by College |         |         |         |         |         |          |
|------------------------|---------|---------|---------|---------|---------|----------|
|                        | Fa'2018 | Fa'2019 | Fa'2020 | Fa'2021 | Fa'2022 | 5yr Δ    |
| Arts & Sci             | 804     | 894     | 746     | 866     | 740     | 49% -8%  |
| Business               | 335     | 330     | 250     | 360     | 405     | 27% 21%  |
| Comm & Art             | 99      | 79      | 76      | 97      | 82      | 5% -17%  |
| Diplomacy              | 124     | 114     | 86      | 66      | 54      | 4% -56%  |
| Education              | 48      | 71      | 61      | 66      | 34      | 2% -29%  |
| Nursing                | 111     | 142     | 106     | 222     | 164     | 11% 48%  |
| Hlth/Med Sci           | -       | -       | -       | -       | 27      | 2% -     |
| Theology               | 3       | 0       | 9       | 4       | 5       | 0% 67%   |
| Total                  | 1,524   | 1,630   | 1,334   | 1,681   | 1,511   | 100% -1% |

| FT Freshmen by Residency |         |         |         |         |         |          |
|--------------------------|---------|---------|---------|---------|---------|----------|
|                          | Fa'2018 | Fa'2019 | Fa'2020 | Fa'2021 | Fa'2022 | 5yr Δ    |
| New Jersey               | 942     | 1,076   | 867     | 1,231   | 1,125   | 74% 19%  |
| Out of State             | 533     | 525     | 453     | 431     | 361     | 24% -32% |
| Int'l (visa)             | 49      | 29      | 14      | 19      | 25      | 2% -49%  |
| Total                    | 1,524   | 1,630   | 1,334   | 1,681   | 1,511   | 100% -1% |

| FT Freshmen by Housing Status |         |         |         |         |         |          |
|-------------------------------|---------|---------|---------|---------|---------|----------|
|                               | Fa'2018 | Fa'2019 | Fa'2020 | Fa'2021 | Fa'2022 | 5yr Δ    |
| Resident                      | 1,173   | 1,213   | 755     | 1,051   | 925     | 61% -21% |
| Commuter                      | 351     | 417     | 579     | 630     | 586     | 39% 67%  |
| Total                         | 1,524   | 1,630   | 1,334   | 1,681   | 1,511   | 100% -1% |

| FT Freshmen by SAT Distribution & Average SAT |         |         |         |         |         |           |
|---|---------|---------|---------|---------|---------|-----------|
|   | Fa'2018 | Fa'2019 | Fa'2020 | Fa'2021 | Fa'2022 | 5yr Δ     |
| 1400 - 1600                                   | 88      | 124     | 94      | 55      | 78      | 21% -11%  |
| 1300 - 1399                                   | 231     | 260     | 191     | 75      | 118     | 33% -49%  |
| 1200 - 1299                                   | 512     | 509     | 374     | 111     | 128     | 35% -75%  |
| 1100 - 1199                                   | 416     | 409     | 353     | 48      | 30      | 8% -93%   |
| 1000 - 1099                                   | 76      | 109     | 97      | 4       | 7       | 2% -91%   |
| Under 1000                                    | 5       | 12      | 3       | 0       | 2       | 1% -60%   |
| Total w/SAT                                   | 1,328   | 1,423   | 1,112   | 293     | 363     | 100% -73% |
| % submitting                                  | 87%     | 87%     | 83%     | 17%     | 24%     |           |
| Avg SAT                                       | 1231    | 1235    | 1229    | 1290    | 1310    | +79       |

\*\*Note: Test optional beginning Fall 2021.\*\*

| FT Freshmen by HS GPA |         |         |         |         |         |          |
|-----------------------|---------|---------|---------|---------|---------|----------|
|                       | Fa'2018 | Fa'2019 | Fa'2020 | Fa'2021 | Fa'2022 | 5yr Δ    |
| 3.75 - 4.00           | 654     | 660     | 565     | 732     | 734     | 49% 12%  |
| 3.50 - 3.74           | 298     | 401     | 332     | 465     | 403     | 27% 35%  |
| 3.25 - 3.49           | 205     | 255     | 198     | 290     | 220     | 15% 7%   |
| 3.00 - 3.24           | 222     | 183     | 157     | 130     | 135     | 9% -39%  |
| 1.00 - 2.99           | 125     | 105     | 74      | 64      | 19      | 1% -85%  |
| Unknown               | 20      | 26      | 0       | 0       | 0       | 0% -     |
| Total                 | 1,524   | 1,630   | 1,326   | 1,681   | 1,511   | 100% -1% |
| Avg HS GPA            | 3.54    | 3.58    | 3.59    | 3.64    | 3.68    | +0.14    |

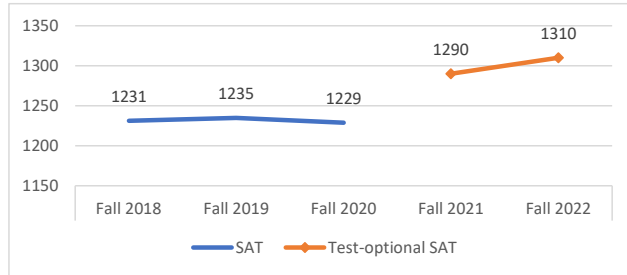
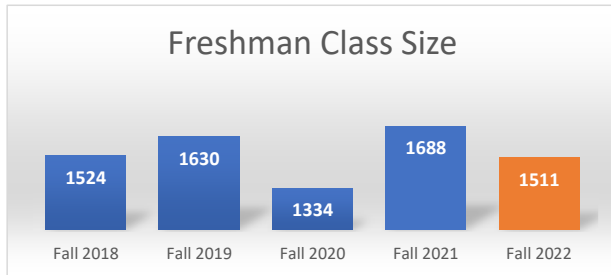
| FT Freshmen by HS Rank |         |         |         |         |         |          |
|------------------------|---------|---------|---------|---------|---------|----------|
|                        | Fa'2018 | Fa'2019 | Fa'2020 | Fa'2021 | Fa'2022 | 5yr Δ    |
| Top 10%                | 172     | 153     | 110     | 90      | 130     | 31% -24% |
| Top 25%                | 360     | 271     | 197     | 211     | 238     | 57% -34% |
| Top 50%                | 523     | 389     | 292     | 330     | 359     | 87% -31% |
| Bottom 50%             | 68      | 59      | 38      | 77      | 56      | 13% -18% |
| Total w/Rank           | 591     | 448     | 330     | 407     | 415     | -30%     |
| % submitting           | 39%     | 27%     | 25%     | 24%     | 27%     |          |

| Annual Tuition and Fees |          |          |          |          |          |          |
|-------------------------|----------|----------|----------|----------|----------|----------|
|                         | 2018-19  | 2019-20  | 2020-21  | 2021-22  | 2022-23  | 5yr Δ    |
| Tuition                 | \$39,900 | \$41,460 | \$42,920 | \$44,420 | \$46,380 | 95% 16%  |
| Fees                    | \$2,270  | \$2,320  | \$2,370  | \$2,460  | \$2,580  | 5% 14%   |
| Total                   | \$42,170 | \$43,780 | \$45,290 | \$46,880 | \$48,960 | 100% 16% |
| Annual Incr             |          | 3.8%     | 3.4%     | 3.5%     | 4.4%     |          |

NOTE: Fall enrollment as of census, October 15th of each term.

## Fall 2022 Full-Time Freshman Profile

CENSUS - data as of October 14, 2022 - - - FINAL



| College/School                 | N           | %           |
|--------------------------------|-------------|-------------|
| College of Arts and Sciences   | 740         | 49%         |
| Stillman School of Business    | 405         | 27%         |
| College of Communication-Arts  | 82          | 5%          |
| Sch of Diplomacy and Intl Rel  | 54          | 4%          |
| Col of Education and Human Srv | 34          | 2%          |
| College of Nursing             | 164         | 11%         |
| Sch of Health and Med Sci      | 27          | 2%          |
| Immac Concep Sch of Theology   | 5           | 0%          |
| <b>Total</b>                   | <b>1511</b> | <b>100%</b> |

| Gender       | N           | %           |
|--------------|-------------|-------------|
| Female       | 822         | 54%         |
| <b>Male</b>  | <b>689</b>  | <b>46%</b>  |
| <b>Total</b> | <b>1511</b> | <b>100%</b> |

| Race*                | N           | %           |
|----------------------|-------------|-------------|
| White                | 650         | 44%         |
| Hispanic             | 426         | 29%         |
| Black/African Amer   | 185         | 13%         |
| Asian                | 163         | 11%         |
| Two or More          | 52          | 4%          |
| Amer Indian/Alaskan  | 2           | 0%          |
| Hawn/Pac Isllder     | 1           | 0%          |
| <b>Total</b>         | <b>1479</b> | <b>100%</b> |
| Unknown/Not Reported | 32          |             |

\*The following was applied to assign race. If the student marked Hispanic - even if another race was indicated - student reported "Hispanic". If two or more races marked, student reported as "Two or More". Otherwise, race reported in the category as indicated by the student.

| Religious Background | N           | %           |
|----------------------|-------------|-------------|
| Roman Catholic       | 550         | 52%         |
| Muslim               | 56          | 5%          |
| Baptist              | 37          | 3%          |
| Hindu                | 30          | 3%          |
| Orthodox Christians  | 24          | 2%          |
| Jewish               | 17          | 2%          |
| Presbyterian         | 13          | 1%          |
| Methodist            | 11          | 1%          |
| Lutheran             | 9           | 1%          |
| All other religions  | 317         | 30%         |
| <b>Total</b>         | <b>1064</b> | <b>100%</b> |
| Unknown/Not Reported | 447         |             |

| Residency                  | N           | %           |
|----------------------------|-------------|-------------|
| New Jersey                 | 1125        | 74%         |
| Out of State               | 361         | 24%         |
| Intl (Non-Resident Alien)^ | 10          | 1%          |
| <b>Foreign^^</b>           | <b>15</b>   | <b>1%</b>   |
| <b>Total</b>               | <b>1511</b> | <b>100%</b> |

^ "Non-Resident Alien" are students studying in the U.S. on visas.

^^ "Foreign" are students with an out-of-country address and no visa status.

| SAT by College                 | Avg SAT     | % Submitted |
|--------------------------------|-------------|-------------|
| College of Arts and Sciences   | 1337        | 25%         |
| Stillman School of Business    | 1287        | 25%         |
| College of Communication-Arts  | 1287        | 20%         |
| Sch of Diplomacy and Intl Rel  | 1339        | 33%         |
| Col of Education and Human Srv | 1265        | 35%         |
| College of Nursing             | 1237        | 15%         |
| Sch of Health and Med Sci      | 1228        | 15%         |
| Immac Concep Sch of Theology   | 1150        | 40%         |
| <b>Total</b>                   | <b>1310</b> | <b>24%</b>  |

| SAT bands         | N          | %           |
|-------------------|------------|-------------|
| 1400 - 1600       | 78         | 21%         |
| 1300 - 1399       | 118        | 33%         |
| 1200 - 1299       | 128        | 35%         |
| 1100 - 1199       | 30         | 8%          |
| 1000 - 1099       | 7          | 2%          |
| <b>Under 1000</b> | <b>2</b>   | <b>1%</b>   |
| <b>Total</b>      | <b>363</b> | <b>100%</b> |
| SAT not submitted | 1148       | 76%         |
| % Submitting SAT  | 24%        |             |

25th - 75th Percentile: 1240 - 1380

| HS Rank               | N          | %         |
|-----------------------|------------|-----------|
| Top 10%               | 130        | 31%       |
| Top 25%               | 238        | 57%       |
| Top 50%               | 359        | 87%       |
| Bottom 50%            | 56         | 14%       |
| <b>Bottom 25%</b>     | <b>10</b>  | <b>2%</b> |
| <b>Total</b>          | <b>415</b> |           |
| HS Rank not submitted | 1096       | 73%       |
| % Submitting HS Rank  | 27%        |           |

| HS GPA             | N           | %           |
|--------------------|-------------|-------------|
| 3.75 - 4.00        | 734         | 49%         |
| 3.50 - 3.74        | 403         | 27%         |
| 3.25 - 3.49        | 220         | 15%         |
| 3.00 - 3.24        | 135         | 9%          |
| 2.00 - 2.99        | 19          | 1%          |
| <b>1.00 - 1.99</b> | <b>0</b>    | <b>0%</b>   |
| <b>Total</b>       | <b>1511</b> | <b>100%</b> |

Avg HS GPA: 3.68

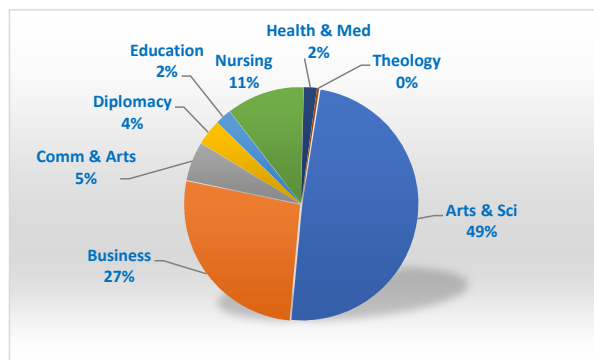
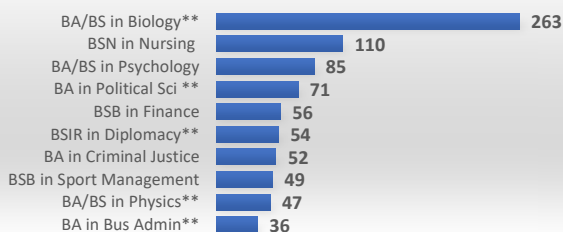


## Fall 2022 Full-Time Freshman Profile

CENSUS - data as of October 14, 2022 - - - FINAL

### Top 10 Declared Majors

\*\* includes dual and joint majors

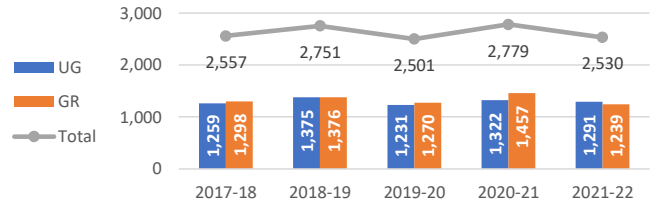


| Program                          |      | N          | %          |
|----------------------------------|------|------------|------------|
| AS BA in Anthropology            | ANTH | 2          | 0%         |
| BA in Biology                    | BIOA | 14         | 1%         |
| BA in Biology - AT Track         | BIAZ | 2          | 0%         |
| BA in Creative Writing           | ENGW | 8          | 1%         |
| BA in Criminal Justice           | CRIM | 52         | 4%         |
| BA in Economics                  | ECAS | 2          | 0%         |
| BA in English                    | ENGL | 7          | 1%         |
| BA in Environmental Studies      | ENST | 4          | 0%         |
| BA in History                    | HIST | 2          | 0%         |
| BA in Liberal Studies            | LSAS | 1          | 0%         |
| BA in Philosophy                 | PHIL | 4          | 0%         |
| BA in Physics                    | PHYA | 1          | 0%         |
| BA in Political Science - JD Trk | POLQ | 40         | 3%         |
| BA in Political Science          | POLS | 31         | 2%         |
| BA in Pre-Major Studies - PART   | PART | 1          | 0%         |
| BA in Psychology                 | PSYC | 55         | 4%         |
| BA in Psychology - SLP Track     | PSSA | 10         | 1%         |
| BA in Soc Behav Sci-OT Trk       | SBOT | 14         | 1%         |
| BA in Social Work                | SOWK | 17         | 1%         |
| BA in Social-Behavioral Sci      | SBSS | 4          | 0%         |
| BA in Sociology                  | SOCI | 1          | 0%         |
| BA in Undecided Arts Studies     | UART | 76         | 6%         |
| BS in Biochemistry               | CHBI | 26         | 2%         |
| BS in Biology                    | BIOL | 80         | 6%         |
| BS in Biology - A.T. Track       | BIOZ | 11         | 1%         |
| BS in Biology - MD Track         | BIOM | 28         | 2%         |
| BS in Biology - P.A. Track       | BIOP | 63         | 5%         |
| BS in Biology - P.T. Track       | BIOT | 65         | 5%         |
| BS in Chemistry - ACS            | CHAC | 6          | 0%         |
| BS in Chemistry - Engnr Track    | CHME | 8          | 1%         |
| BS in Computer Science           | CSAS | 28         | 2%         |
| BS in Financial Mathematics      | MATF | 2          | 0%         |
| BS in Mathematics                | MATH | 6          | 0%         |
| BS in Physics                    | PHYS | 3          | 0%         |
| BS in Physics - Engnr Track      | PHYE | 43         | 3%         |
| BS in Pre-Science Studies        | PSCI | 3          | 0%         |
| BS in Psychology                 | PSYS | 20         | 1%         |
| <b>Arts &amp; Sciences Total</b> |      | <b>740</b> | <b>55%</b> |
| BU BA in Bus Admin - Bus Track   | BUAB | 34         | 3%         |
| BA in Bus Admin - Int Bus Track  | BUIB | 2          | 0%         |
| BSB in Accounting                | BACC | 22         | 2%         |
| BSB in Accounting                | BACJ | 18         | 1%         |
| BSB in Economics                 | ECON | 9          | 1%         |
| BSB in Entrepreneurship          | BENT | 3          | 0%         |
| BSB in Finance                   | BFIN | 56         | 4%         |
| BSB in Finance & Technology      | BFIT | 14         | 1%         |
| BSB in Information Tech Mgmt     | BITM | 8          | 1%         |

| Program  |      | N           | %           |
|--|------|-------------|-------------|
| BSB in Management                                      | BMGN | 7           | 1%          |
| BSB in Marketing                                       | BMKT | 26          | 2%          |
| BSB in Sport Management                                | BSPM | 49          | 4%          |
| BSB in Undecided Business                              | BUND | 76          | 6%          |
| BSB in Undecided Business                              | BUNJ | 23          | 2%          |
| BSB in Undecided Business                              | BUNQ | 45          | 3%          |
| BSB in Undecided Business                              | PRBU | 13          | 1%          |
| <b>School of Business Total</b>                        |      | <b>239</b>  | <b>18%</b>  |
| CA BA in Art Dsgn Interactive Med                      | ADIM | 17          | 1%          |
| BA in Art History                                      | ARTJ | 1           | 0%          |
| BA in Communication                                    | COMJ | 3           | 0%          |
| BA in Communication                                    | COMM | 9           | 1%          |
| BA in Journalism                                       | COJR | 7           | 1%          |
| BA in Pre-Major Studies - CART                         | CART | 1           | 0%          |
| BA in Public Relations                                 | COPR | 2           | 0%          |
| BA in Theatre  | COTR | 8           | 1%          |
| BA in Undecided Comm - Arts                            | CAUN | 4           | 0%          |
| BA in Visual and Sound Media                           | COBF | 30          | 2%          |
| <b>Communication &amp; The Arts Total</b>              |      | <b>82</b>   | <b>6%</b>   |
| DI BSIR in Diplomacy and Intl Rel                      | DIPJ | 2           | 0%          |
| BSIR in Diplomacy and Intl Rel                         | DIPL | 25          | 2%          |
| BSIR in Diplomacy and Intl Rel                         | DIPQ | 27          | 2%          |
| <b>School of Diplomacy Total</b>                       |      | <b>54</b>   | <b>4%</b>   |
| ED BSE in Special Ed Speech-Lang                       | DVSL | 2           | 0%          |
| BSE in PreMajor Studies - EART                         | EART | 25          | 2%          |
| BSE in Secondary Education                             | SCED | 6           | 0%          |
| BSE in Secondary Special Ed                            | SSED | 1           | 0%          |
| <b>College of Education &amp; Human Services Total</b> |      | <b>34</b>   | <b>3%</b>   |
| NU BSN in Nursing                                      | NURS | 110         | 8%          |
| BSN in Nursing - Provisional                           | NUPR | 54          | 4%          |
| <b>College of Nursing Total</b>                        |      | <b>164</b>  | <b>12%</b>  |
| GM BS in Intrprfssnl Hlth Sci                          | IPHS | 27          | 2%          |
| <b>School of Health and Medical Sciences Total</b>     |      | <b>27</b>   | <b>2%</b>   |
| ST BA in Catholic Theol-Gen Trk                        | THEO | 2           | 0%          |
| BA in Catholic Theol-Phil Trk                          | THPH | 3           | 0%          |
| <b>School of Theology Total</b>                        |      | <b>5</b>    | <b>0%</b>   |
| <b>Total</b>   |      | <b>1345</b> | <b>100%</b> |

## Seton Hall University - 5 Year Degrees Awarded Trends

| Total University |              |              |              |              |              |          |
|------------------|--------------|--------------|--------------|--------------|--------------|----------|
|                  | 2017-18      | 2018-19      | 2019-20      | 2020-21      | 2021-22      | 5yr Δ    |
| Undergrad        | 1,259        | 1,375        | 1,231        | 1,322        | 1,291        | 51% 3%   |
| Graduate         | <u>1,298</u> | <u>1,376</u> | <u>1,270</u> | <u>1,457</u> | <u>1,239</u> | 49% -5%  |
| Total            | 2,557        | 2,751        | 2,501        | 2,779        | 2,530        | 100% -1% |
| Annual Chg       |              | -8%          | 9%           | -11%         | 9%           |          |



| Undergraduate by Gender |            |            |            |            |            |         |
|-------------------------|------------|------------|------------|------------|------------|---------|
|                         | 2017-18    | 2018-19    | 2019-20    | 2020-21    | 2021-22    | 5yr Δ   |
| Men                     | 546        | 545        | 554        | 566        | 597        | 46% 9%  |
| Women                   | <u>713</u> | <u>830</u> | <u>677</u> | <u>756</u> | <u>694</u> | 54% -3% |
| Total                   | 1,259      | 1,375      | 1,231      | 1,322      | 1,291      | 100% 3% |

| Graduate by Gender |            |            |            |            |            |          |
|--------------------|------------|------------|------------|------------|------------|----------|
|                    | 2017-18    | 2018-19    | 2019-20    | 2020-21    | 2021-22    | 5yr Δ    |
| Men                | 536        | 563        | 483        | 594        | 430        | 35% -20% |
| Women              | <u>762</u> | <u>813</u> | <u>787</u> | <u>863</u> | <u>809</u> | 65% 6%   |
| Total              | 1,298      | 1,376      | 1,270      | 1,457      | 1,239      | 100% -5% |

| Undergraduate by Race/Ethnicity |           |            |            |           |           |         |
|---------------------------------|-----------|------------|------------|-----------|-----------|---------|
|                                 | 2017-18   | 2018-19    | 2019-20    | 2020-21   | 2021-22   | 5yr Δ   |
| Hispanic                        | 206       | 247        | 198        | 234       | 241       | 19% 17% |
| Black                           | 123       | 108        | 105        | 99        | 94        | 7% -24% |
| Asian                           | 145       | 170        | 148        | 165       | 133       | 10% -8% |
| Pac Isllder                     | 0         | 4          | 0          | 1         | 2         | 0% -    |
| Am Ind/Alskn                    | 1         | 4          | 2          | 1         | 3         | 0% 200% |
| White                           | 657       | 685        | 599        | 680       | 713       | 55% 9%  |
| 2+ Races                        | 44        | 38         | 71         | 65        | 50        | 4% 14%  |
| Unknown                         | <u>83</u> | <u>119</u> | <u>108</u> | <u>77</u> | <u>55</u> | 4% -34% |
| Total                           | 1,259     | 1,375      | 1,231      | 1,322     | 1,291     | 100% 3% |

| Graduate by Race/Ethnicity |            |            |            |            |            |          |
|----------------------------|------------|------------|------------|------------|------------|----------|
|                            | 2017-18    | 2018-19    | 2019-20    | 2020-21    | 2021-22    | 5yr Δ    |
| Hispanic                   | 134        | 148        | 145        | 136        | 155        | 13% 16%  |
| Black                      | 167        | 136        | 148        | 125        | 134        | 11% -20% |
| Asian                      | 110        | 200        | 121        | 222        | 105        | 8% -5%   |
| Pac Isllder                | 1          | 2          | 0          | 1          | 1          | 0% 0%    |
| Am Ind/Alskn               | 1          | 0          | 0          | 0          | 0          | 0% -100% |
| White                      | 679        | 691        | 701        | 684        | 682        | 55% 0%   |
| 2+ Races                   | 18         | 19         | 24         | 39         | 34         | 3% 89%   |
| Unknown                    | <u>188</u> | <u>180</u> | <u>131</u> | <u>250</u> | <u>128</u> | 10% -32% |
| Total                      | 1,298      | 1,376      | 1,270      | 1,457      | 1,239      | 100% -5% |

| Undergraduate by College |           |           |           |          |           |         |
|--------------------------|-----------|-----------|-----------|----------|-----------|---------|
|                          | 2017-18   | 2018-19   | 2019-20   | 2020-21  | 2021-22   | 5yr Δ   |
| Arts & Sci               | 574       | 606       | 518       | 556      | 549       | 43% -4% |
| Business                 | 291       | 348       | 382       | 398      | 398       | 31% 37% |
| Comm & Art               | 124       | 131       | 109       | 110      | 106       | 8% -15% |
| Diplomacy                | 64        | 73        | 71        | 70       | 81        | 6% 27%  |
| Education                | 67        | 77        | 46        | 71       | 40        | 3% -40% |
| Nursing                  | 122       | 126       | 94        | 109      | 104       | 8% -15% |
| Theology                 | <u>17</u> | <u>14</u> | <u>11</u> | <u>8</u> | <u>13</u> | 1% -24% |
| Total                    | 1,259     | 1,375     | 1,231     | 1,322    | 1,291     | 100% 3% |

| Graduate by College |            |            |            |            |            |          |
|---------------------|------------|------------|------------|------------|------------|----------|
|                     | 2017-18    | 2018-19    | 2019-20    | 2020-21    | 2021-22    | 5yr Δ    |
| Arts & Sci          | 107        | 103        | 93         | 75         | 90         | 7% -16%  |
| Business            | 155        | 213        | 146        | 380        | 200        | 16% 29%  |
| Comm & Art          | 57         | 33         | 20         | 14         | 16         | 1% -72%  |
| Diplomacy           | 46         | 44         | 42         | 51         | 42         | 3% -9%   |
| Education           | 344        | 324        | 306        | 273        | 266        | 21% -23% |
| Nursing             | 63         | 67         | 48         | 77         | 70         | 6% 11%   |
| Theology            | 31         | 36         | 64         | 19         | 17         | 1% -45%  |
| Hlth/Med Sci        | 246        | 313        | 283        | 256        | 256        | 21% 4%   |
| Law School          | <u>249</u> | <u>243</u> | <u>268</u> | <u>312</u> | <u>282</u> | 23% 13%  |
| Total               | 1,298      | 1,376      | 1,270      | 1,457      | 1,239      | 100% -5% |

| Undergraduate by Honor Status |            |            |            |            |            |          |
|-------------------------------|------------|------------|------------|------------|------------|----------|
|                               | 2017-18    | 2018-19    | 2019-20    | 2020-21    | 2021-22    | 5yr Δ    |
| Summa                         | 65         | 94         | 75         | 95         | 117        | 15% 80%  |
| Magna                         | 292        | 332        | 340        | 408        | 379        | 49% 30%  |
| Cum Laude                     | <u>232</u> | <u>302</u> | <u>277</u> | <u>296</u> | <u>284</u> | 36% 22%  |
| Total Honors                  | 589        | 728        | 692        | 799        | 780        | 100% 32% |
| % of Total                    | 47%        | 53%        | 56%        | 60%        | 60%        |          |

| Graduate by Degree Level |            |            |            |            |            |          |
|--------------------------|------------|------------|------------|------------|------------|----------|
|                          | 2017-18    | 2018-19    | 2019-20    | 2020-21    | 2021-22    | 5yr Δ    |
| Masters                  | 954        | 995        | 931        | 1,068      | 877        | 71% -8%  |
| EdS                      | 74         | 82         | 63         | 61         | 60         | 5% -19%  |
| Doct-research            | 69         | 84         | 74         | 67         | 59         | 5% -14%  |
| Doct-prof'l              | <u>201</u> | <u>215</u> | <u>202</u> | <u>261</u> | <u>243</u> | 20% 21%  |
| Total                    | 1,298      | 1,376      | 1,270      | 1,457      | 1,239      | 100% -5% |

## Seton Hall University - 5 Year Baccalaureate Degree Trends

|  |                                  |         |            |            |            |            |            | 2021-22    |            |            |            |
|--|----------------------------------|---------|------------|------------|------------|------------|------------|------------|------------|------------|------------|
|  |                                  | 2017-18 | 2018-19    | 2019-20    | 2020-21    | 2021-22    | 5yr Δ      | Men        | Women      | TOTAL      |            |
| <b><u>College of Arts &amp; Sciences</u></b> |                                  |         |            |            |            |            |            |            |            |            |            |
| AS   | BA in Africana Studies           | AFST    | 0          | 0          | 1          | 0          | 0          | 0          | 0          | 0          |            |
|  | BA in Anthropology               | ANTH    | 4          | 2          | 1          | 4          | 4          | 0          | 2          | 2          |            |
|  | BA in Asian Area Studies         | ASIA    | 3          | 2          | 3          | 0          | 0          | -3         | 0          | 0          |            |
|  | BA in Biology                    | BIOA    | 11         | 6          | 7          | 10         | 6          | -5         | 1          | 5          |            |
|  | BA in Biology - AT Track         | BIAZ    | 1          | 1          | 2          | 1          | 0          | -1         | 0          | 0          |            |
|  | BA in Catholic Studies           | CAST    | 2          | 1          | 1          | 0          | 0          | -2         | 0          | 0          |            |
|  | BA in Classical Studies          | CLAS    | 0          | 2          | 5          | 2          | 2          | 2          | 0          | 2          |            |
|  | BA in Creative Writing           | ENGW    | 3          | 6          | 6          | 7          | 6          | 3          | 3          | 3          |            |
|  | BA in Criminal Justice           | CRIM    | 32         | 44         | 36         | 36         | 35         | 3          | 16         | 19         |            |
|  | BA in Economics                  | ECAS    | 17         | 12         | 10         | 8          | 10         | -7         | 7          | 3          |            |
|  | BA in English                    | ENGL    | 18         | 18         | 11         | 11         | 10         | -8         | 3          | 7          |            |
|  | BA in English - Honors           | ENGH    | 5          | 1          | 5          | 5          | 3          | -2         | 1          | 2          |            |
|  | BA in Environmental Studies      | ENST    | 5          | 5          | 8          | 2          | 5          | 0          | 2          | 3          |            |
|  | BA in History                    | HIST    | 19         | 15         | 21         | 29         | 12         | -7         | 7          | 5          |            |
|  | BA in Italian                    | ITAL    | 1          | 0          | 0          | 0          | 0          | -1         | 0          | 0          |            |
|  | BA in Liberal Studies            | LSAS    | 6          | 5          | 3          | 6          | 5          | -1         | 2          | 3          |            |
|  | BA in Modern Languages           | MOLG    | 1          | 1          | 2          | 1          | 1          | 0          | 0          | 1          |            |
|  | BA in Philosophy                 | PHIL    | 4          | 4          | 4          | 5          | 6          | 2          | 3          | 3          |            |
|  | BA in Physics                    | PHYA    | -          | -          | -          | 2          | 0          | -          | 0          | 0          |            |
|  | BA in Political Science          | POLS    | 37         | 40         | 47         | 39         | 40         | 3          | 23         | 17         |            |
|  | BA in Psychology                 | PSYC    | 35         | 28         | 30         | 35         | 43         | 8          | 7          | 36         |            |
|  | BA in Psychology - Honors        | PSYH    | 0          | 3          | 1          | 2          | 3          | 3          | 0          | 3          |            |
|  | BA in Psychology - SLP Track     | PSSA    | -          | -          | 1          | 1          | 4          | -          | 0          | 4          |            |
|  | BA in Religion                   | RELG    | -          | -          | -          | 1          | 0          | -          | 0          | 0          |            |
|  | BA in Soc-Behav Sci - AT Track   | SOBZ    | 5          | 6          | 0          | 3          | 0          | -5         | 0          | 0          |            |
|  | BA in Soc-Behav Sci - OT Track   | SOBT    | 23         | 23         | 18         | 20         | 27         | 4          | 1          | 26         |            |
|  | BA in Social Work                | SOWK    | 19         | 26         | 18         | 22         | 15         | -4         | 1          | 14         |            |
|  | BA in Social-Behavioral Sci      | SOBS    | 104        | 115        | 75         | 23         | 8          | -96        | 1          | 7          |            |
|  | BA in Social-Behavioral Sci      | SBSS    | -          | -          | -          | 65         | 62         | -          | 20         | 42         |            |
|  | BA in Sociology                  | SOCI    | 10         | 8          | 4          | 3          | 7          | -3         | 2          | 5          |            |
|  | BA in Spanish                    | SPAN    | 1          | 2          | 1          | 1          | 0          | -1         | 0          | 0          |            |
|  | BS in Biochemistry               | CHBI    | 7          | 21         | 13         | 12         | 10         | 3          | 6          | 4          |            |
|  | BS in Biology                    | BIOL    | 91         | 78         | 92         | 103        | 98         | 7          | 33         | 65         |            |
|  | BS in Biology - M.D. Track       | BIOM    | -          | -          | -          | 1          | 23         | -          | 5          | 18         |            |
|  | BS in Biology - A.T. Track       | BIOZ    | 1          | 1          | 1          | 0          | 0          | -1         | 0          | 0          |            |
|  | BS in Biology - P.A. Track       | BIOP    | 38         | 39         | 14         | 11         | 12         | -26        | 4          | 8          |            |
|  | BS in Biology - P.T. Track       | BIOT    | 29         | 15         | 12         | 28         | 20         | -9         | 8          | 12         |            |
|  | BS in Chemistry                  | CHEM    | 3          | 5          | 3          | 4          | 10         | 7          | 3          | 7          |            |
|  | BS in Chemistry - ACS            | CHAC    | 1          | 3          | 1          | 3          | 6          | 5          | 6          | 0          |            |
|  | BS in Chemistry - Engrn Track    | CHME    | 0          | 0          | 0          | 2          | 0          | 0          | 0          | 0          |            |
|  | BS in Computer Sci - Honors      | CSAH    | 0          | 2          | 0          | 0          | 0          | 0          | 0          | 0          |            |
|  | BS in Computer Science           | CSAS    | 7          | 14         | 14         | 12         | 6          | -1         | 6          | 0          |            |
|  | BS in Financial Mathematics      | MATF    | -          | -          | -          | -          | 2          | -          | 0          | 2          |            |
|  | BS in Mathematics                | MATH    | 7          | 6          | 3          | 4          | 2          | -5         | 2          | 0          |            |
|  | BS in Mathematics - Honors       | MTHH    | 3          | 3          | 1          | 4          | 3          | 0          | 1          | 2          |            |
|  | BS in Physics                    | PHYS    | 6          | 7          | 9          | 5          | 6          | 0          | 6          | 0          |            |
|  | BS in Physics - Engrn Track      | PHYE    | 6          | 11         | 19         | 11         | 12         | 6          | 8          | 4          |            |
|  | BS in Psychology                 | PSYS    | 9          | 21         | 13         | 11         | 25         | 16         | 8          | 17         |            |
|  | BS in Psychology - Honors        | PSSH    | 0          | 4          | 2          | 1          | 0          | 0          | 0          | 0          |            |
| <b>College of Arts &amp; Sciences Total</b>  |                                  |         | <b>574</b> | <b>606</b> | <b>518</b> | <b>556</b> | <b>549</b> | <b>-25</b> | <b>198</b> | <b>351</b> | <b>549</b> |
| <b><u>School of Business</u></b>             |                                  |         |            |            |            |            |            |            |            |            |            |
| BU   | BA in Bus Admin - Bus Track      | BUAB    | 0          | 0          | 1          | 1          | 1          | 1          | 1          | 0          | 1          |
|  | BA in Bus Admin - Int Bus Track  | BUIB    | -          | -          | -          | -          | 1          | -          | 1          | 0          | 1          |
|  | BA in Bus Admin - Lib Arts Track | BUAS    | -          | -          | -          | -          | 2          | -          | 1          | 1          | 2          |
|  | BA in Bus Admin - Dipl Track     | BUDI    | 1          | 1          | 0          | 0          | 0          | -1         | 0          | 0          | 0          |
| <i>(Continued)</i>                           |                                  |         |            |            |            |            |            |            |            |            |            |

## Seton Hall University - 5 Year Baccalaureate Degree Trends

|   |                                      |         |            |            |            |            |            | 2021-22    |            |            |            |    |
|---|--------------------------------------|---------|------------|------------|------------|------------|------------|------------|------------|------------|------------|----|
|   |                                      | 2017-18 | 2018-19    | 2019-20    | 2020-21    | 2021-22    | 5yr Δ      | Men        | Women      | TOTAL      |            |    |
| BSB in Accounting                                       |                                      | BACC    | 47         | 65         | 69         | 61         | 33         | -14        | 19         | 14         | 33         |    |
| BSB in Accounting-Joint                                 |                                      | BACJ    | 3          | 3          | 2          | 7          | 9          | 6          | 5          | 4          | 9          |    |
| BSB in Economics  |                                      | ECON    | 20         | 12         | 23         | 25         | 20         | 0          | 17         | 3          | 20         |    |
| BSB in Entrepreneurship                                 |                                      | BENT    | -          | -          | 1          | 1          | 1          | -          | 0          | 1          | 1          |    |
| BSB in Finance  |                                      | BFIN    | 74         | 117        | 112        | 133        | 122        | 48         | 99         | 23         | 122        |    |
| BSB in Finance and Technology                           |                                      | BFIT    | -          | -          | -          | -          | 8          | -          | 7          | 1          | 8          |    |
| BSB in Information Tech Mgmt                            |                                      | BITM    | 18         | 17         | 17         | 20         | 21         | 3          | 17         | 4          | 21         |    |
| BSB in Management                                       |                                      | BMGN    | 31         | 23         | 44         | 31         | 43         | 12         | 28         | 15         | 43         |    |
| BSB in Marketing  |                                      | BMKT    | 67         | 66         | 75         | 65         | 83         | 16         | 46         | 37         | 83         |    |
| BSB in Mathematical Finance                             |                                      | BMAF    | 5          | 14         | 12         | 11         | 13         | 8          | 9          | 4          | 13         |    |
| BSB in Sport Management                                 |                                      | BSPM    | 25         | 30         | 26         | 43         | 41         | 16         | 34         | 7          | 41         |    |
| <b>School of Business Total</b>                         |                                      |         | <b>291</b> | <b>348</b> | <b>382</b> | <b>398</b> | <b>398</b> | <b>107</b> | <b>284</b> | <b>114</b> | <b>398</b> |    |
| <b><u>College of Communication &amp; The Arts</u></b>   |                                      |         |            |            |            |            |            |            |            |            |            |    |
| CA  | BA in Applied Music                  |         | MUAP       | 0          | 0          | 1          | 0          | 0          | 0          | 0          | 0          |    |
|   | BA in Art Dsgn Interactive Med       |         | ADIM       | 19         | 18         | 20         | 16         | 15         | -4         | 7          | 8          | 15 |
|   | BA in Art History                    |         | ARTH       | 1          | 2          | 3          | 0          | 2          | 1          | 0          | 2          | 2  |
|   | BA in Broadcast - Visual Media       |         | COBV       | 30         | 30         | 7          | 0          | 0          | -30        | 0          | 0          | 0  |
|   | BA in Communication                  |         | COMM       | 20         | 15         | 11         | 17         | 15         | -5         | 7          | 8          | 15 |
|   | BA in Communication-Joint            |         | COMJ       | -          | -          | -          | 2          | 2          | -          | 2          | 0          | 2  |
|   | BA in Journalism                     |         | COJR       | 2          | 3          | 13         | 15         | 15         | 13         | 5          | 10         | 15 |
|   | BA in Music                          |         | MUSI       | -          | -          | -          | 2          | 0          | -          | 0          | 0          | 0  |
|   | BA in Music Performance              |         | MUSP       | -          | -          | -          | 1          | 0          | -          | 0          | 0          | 0  |
|   | BA in Publ Rel and Journalism        |         | COPJ       | 44         | 22         | 2          | 1          | 1          | -43        | 1          | 0          | 1  |
|   | BA in Public Relations               |         | COPR       | 4          | 26         | 27         | 24         | 18         | 14         | 2          | 16         | 18 |
|   | BA in Theatre                        |         | COTR       | 3          | 7          | 4          | 0          | 4          | 1          | 1          | 3          | 4  |
|   | BA in Visual and Sound Media         |         | COBF       | 1          | 8          | 21         | 32         | 34         | 33         | 28         | 6          | 34 |
| <b>College of Communication &amp; The Arts Total</b>    |                                      |         | <b>124</b> | <b>131</b> | <b>109</b> | <b>110</b> | <b>106</b> | <b>-18</b> | <b>53</b>  | <b>53</b>  | <b>106</b> |    |
| <b><u>School of Diplomacy</u></b>                       |                                      |         |            |            |            |            |            |            |            |            |            |    |
| DI  | BSIR in Diplomacy and Intl Rel-Joint |         | DIPJ       | 2          | 16         | 6          | 3          | 5          | 3          | 2          | 3          | 5  |
|   | BSIR in Diplomacy and Intl Rel       |         | DIPL       | 62         | 57         | 65         | 67         | 75         | 13         | 33         | 42         | 75 |
|   | BSIR in Dipl and Intl Rel-JD Track   |         | DIPQ       | -          | -          | -          | -          | 1          | -          | 0          | 1          | 1  |
| <b>School of Diplomacy Total</b>                        |                                      |         | <b>64</b>  | <b>73</b>  | <b>71</b>  | <b>70</b>  | <b>81</b>  | <b>17</b>  | <b>35</b>  | <b>46</b>  | <b>81</b>  |    |
| <b><u>College of Education &amp; Human Services</u></b> |                                      |         |            |            |            |            |            |            |            |            |            |    |
| ED  | BSE Elem Spec Ed - ABA Track         |         | ESAB       | 2          | 6          | 3          | 7          | 2          | 0          | 0          | 2          | 2  |
|   | BSE in Elementary Special Ed         |         | ESED       | 33         | 40         | 21         | 34         | 14         | -19        | 0          | 14         | 14 |
|   | BSE in Secondary Education           |         | SCED       | 9          | 6          | 5          | 5          | 4          | -5         | 2          | 2          | 4  |
|   | BSE in Secondary Special Ed          |         | SSED       | 5          | 6          | 4          | 3          | 5          | 0          | 2          | 3          | 5  |
|   | BSE in Special Ed Speech-Lang        |         | DVSL       | 18         | 19         | 13         | 22         | 15         | -3         | 0          | 15         | 15 |
| <b>College of Education &amp; Human Services Total</b>  |                                      |         | <b>67</b>  | <b>77</b>  | <b>46</b>  | <b>71</b>  | <b>40</b>  | <b>-27</b> | <b>4</b>   | <b>36</b>  | <b>40</b>  |    |
| <b><u>College of Nursing</u></b>                        |                                      |         |            |            |            |            |            |            |            |            |            |    |
| NU  | BSN in Nursing                       |         | NURS       | 83         | 93         | 65         | 80         | 77         | -6         | 10         | 67         | 77 |
|   | BSN in Nursing - Accel Sec Deg       |         | NUAC       | -          | -          | -          | -          | 7          | -          | 1          | 6          | 7  |
|   | BSN in Nursing - Georgian Ct         |         | NUAG       | 23         | 19         | 26         | 29         | 20         | -3         | 1          | 19         | 20 |
|   | BSN in Nursing - Online Track        |         | NURV       | 1          | 2          | 0          | 0          | 0          | -1         | 0          | 0          | 0  |
|   | BSN in Nursing - RN Track            |         | NURN       | 1          | 2          | 0          | 0          | 0          | -1         | 0          | 0          | 0  |
|   | BSN in Nursing - Second Degree       |         | NUSD       | 13         | 10         | 3          | 0          | 0          | -13        | 0          | 0          | 0  |
|   | BSN in Nursing Sec Deg-RN Trk        |         | NUSN       | 1          | -          | -          | -          | -          | -          | 0          | 0          | -  |
| <b>College of Nursing Total</b>                         |                                      |         | <b>122</b> | <b>126</b> | <b>94</b>  | <b>109</b> | <b>104</b> | <b>-18</b> | <b>12</b>  | <b>92</b>  | <b>104</b> |    |

(Continued)

## Seton Hall University - 5 Year Baccalaureate Degree Trends

|                                  |                                | 2017-18 | 2018-19      | 2019-20      | 2020-21      | 2021-22      | 5yr Δ        | 2021-22   |              |            |
|----------------------------------|--------------------------------|---------|--------------|--------------|--------------|--------------|--------------|-----------|--------------|------------|
|                                  |                                |         |              |              |              |              |              | Men       | Women        | TOTAL      |
| <b><u>School of Theology</u></b> |                                |         |              |              |              |              |              |           |              |            |
| ST                               | BA in Catholic Theol - Gen Trk | THEO    | 2            | 3            | 2            | 1            | 2            | 0         | 0            | 2          |
|                                  | BA in Catholic Theol-Phil Trk  | THEF    | 15           | 11           | 9            | 1            | 0            | -15       | 0            | 0          |
|                                  | BA in Catholic Theol-Phil Trk  | THPH    | -            | -            | -            | 6            | 11           | -         | 11           | 0          |
| <b>School of Theology Total</b>  |                                |         | <b>17</b>    | <b>14</b>    | <b>11</b>    | <b>8</b>     | <b>13</b>    | <b>-4</b> | <b>11</b>    | <b>2</b>   |
| <b>Grand Total</b>               |                                |         | <b>1,259</b> | <b>1,375</b> | <b>1,231</b> | <b>1,322</b> | <b>1,291</b> | <b>32</b> | <b>597</b>   | <b>694</b> |
|                                  |                                |         |              |              |              |              |              |           | <b>1,291</b> |            |

**Seton Hall University - 5 Year Baccalaureate Degrees by Minors**  
**Supplementary - Students already included in Baccalaureate Degrees Awarded counts**

|  |                                   |      | 2017-18    | 2018-19    | 2019-20    | 2020-21    | 2021-22    | 5yr Δ      |
|--|-----------------------------------|------|------------|------------|------------|------------|------------|------------|
| <b><u>College of Arts &amp; Sciences</u></b> |                                   |      |            |            |            |            |            |            |
| AS   | Africana Studies                  | AFST | 0          | 2          | 3          | 5          | 3          | 3          |
|  | African-American Studies          | AFAM | 0          | 1          | 1          | 0          | 0          | 0          |
|  | Ancient Greek                     | GREK | 0          | 0          | 0          | 1          | 1          | 1          |
|  | Anthropology                      | ANTH | 5          | 4          | 2          | 3          | 1          | -4         |
|  | Applied Scientific Mathematics    | MATS | 5          | 7          | 4          | 10         | 3          | -2         |
|  | Arabic                            | ARAB | 3          | 3          | 9          | 5          | 8          | 5          |
|  | Archaeology                       | ARCH | 1          | 0          | 0          | 0          | 0          | -1         |
|  | Asian Area Studies                | ASIA | 7          | 7          | 10         | 16         | 10         | 3          |
|  | Catholic Studies                  | CAST | 3          | 12         | 1          | 5          | 5          | 2          |
|  | Chemistry                         | CHEM | 22         | 16         | 16         | 27         | 31         | 9          |
|  | Classical Languages               | CLAN | 1          | 0          | 0          | 0          | 0          | -1         |
|  | Classical Studies                 | CLAS | 2          | 3          | 2          | 0          | 2          | 0          |
|  | Creative Writing                  | ENGW | 4          | 3          | 4          | 1          | 2          | -2         |
|  | Criminal Justice                  | CRIM | 21         | 14         | 9          | 11         | 14         | -7         |
|  | Computer Science                  | CSAS | 2          | 1          | 1          | 2          | 1          | -1         |
|  | Cyber Security                    | ACCS | -          | 2          | 5          | 8          | 3          | -          |
|  | Data Visualization/Analysis       | CADV | -          | 3          | 2          | 3          | 4          | -          |
|  | English                           | ENGL | 4          | 15         | 7          | 9          | 9          | 5          |
|  | Environmental Science             | ENSC | 1          | 0          | 0          | 0          | 0          | -1         |
|  | Environmental Studies             | ENST | 2          | 3          | 1          | 0          | 0          | -2         |
|  | Ethics and Applied Ethics         | PHET | 1          | 0          | 1          | 1          | 4          | 3          |
|  | French                            | FREN | 6          | 4          | 4          | 7          | 6          | 0          |
|  | German                            | GERM | 0          | 1          | 2          | 1          | 2          | 2          |
|  | Gerontology-Cert                  | ACGR | 0          | 0          | 0          | 1          | 0          | 0          |
|  | History                           | HIST | 11         | 16         | 10         | 6          | 16         | 5          |
|  | Italian                           | ITAL | 3          | 2          | 2          | 1          | 3          | 0          |
|  | Italian Studies                   | ITST | 2          | 1          | 1          | 3          | 0          | -2         |
|  | Latin                             | LATN | 1          | 0          | 1          | 0          | 0          | -1         |
|  | Latin America - Latino Studies    | LALS | 0          | 2          | 2          | 1          | 1          | 1          |
|  | Mathematics                       | MATH | 1          | 5          | 2          | 1          | 3          | 2          |
|  | Medical Humanities                | HUMM | 0          | 0          | 0          | 1          | 6          | 6          |
|  | Medieval - Renaissance Studies    | RENS | 0          | 5          | 1          | 2          | 2          | 2          |
|  | Middle Eastern Studies            | MIDE | 1          | 0          | 0          | 1          | 2          | 1          |
|  | Military Science                  | MILI | 1          | 0          | 0          | 0          | 4          | 3          |
|  | Nonprofit Studies                 | NPRF | 1          | 0          | 4          | 2          | 1          | 0          |
|  | Philosophy                        | PHIL | 7          | 3          | 3          | 6          | 7          | 0          |
|  | Physics                           | PHYS | 3          | 1          | 0          | 0          | 0          | -3         |
|  | Political Science                 | POLS | 10         | 14         | 16         | 10         | 11         | 1          |
|  | Psychology                        | PSYC | 99         | 96         | 43         | 72         | 52         | -47        |
|  | Religion                          | RELG | 0          | 8          | 4          | 5          | 1          | 1          |
|  | Russian and East European Studies | RUES | 2          | 8          | 4          | 3          | 4          | 2          |
|  | Russian                           | RUSS | 6          | 5          | 2          | 8          | 6          | 0          |
|  | Sociology                         | SOCI | 32         | 43         | 19         | 11         | 14         | -18        |
|  | Social Work                       | SOWK | 35         | 35         | 42         | 24         | 12         | -23        |
|  | Spanish                           | SPAN | 12         | 20         | 10         | 15         | 14         | 2          |
|  | Women's Studies                   | WMST | 3          | 10         | 7          | 3          | 1          | -2         |
|  | Writing                           | WRIT | 0          | 1          | 0          | 1          | 2          | 2          |
| <b>College of Arts &amp; Sciences Total</b>  |                                   |      | <b>320</b> | <b>376</b> | <b>257</b> | <b>292</b> | <b>271</b> | <b>-49</b> |
| <b><u>School of Business</u></b>             |                                   |      |            |            |            |            |            |            |
| BU   | Accounting                        | BACC | 6          | 7          | 5          | 9          | 11         | 5          |
|  | Business Administration           | BADM | 9          | 10         | 9          | 8          | 7          | -2         |
|  | Economics                         | ECON | 12         | 22         | 24         | 17         | 28         | 16         |
|  | Intl Business - Latin America     | BNTL | 1          | 2          | 3          | 0          | 0          | -1         |
|  | Intl Business - Pacific Rim       | BNTP | 1          | 1          | 0          | 1          | 2          | 1          |
|  | Intl Business - Western Europe    | BNTW | 2          | 2          | 0          | 0          | 1          | -1         |
|  | Legal Studies in Business         | LBUS | 18         | 23         | 17         | 19         | 30         | 12         |
|  | Wealth Management                 | BWMG | 0          | 0          | 0          | 5          | 8          | 8          |
| <b>School of Business Total</b>              |                                   |      | <b>49</b>  | <b>67</b>  | <b>58</b>  | <b>59</b>  | <b>87</b>  | <b>38</b>  |
| <i>(Continued)</i>                           |                                   |      |            |            |            |            |            |            |

**Seton Hall University - 5 Year Baccalaureate Degrees by Minors**  
**Supplementary - Students already included in Baccalaureate Degrees Awarded counts**

|   |                                 |      |  | 2017-18    | 2018-19    | 2019-20    | 2020-21    | 2021-22    | 5yr Δ    |
|---|---------------------------------|------|--|------------|------------|------------|------------|------------|----------|
| <b><u>College of Communication &amp; The Arts</u></b> |                                 |      |  |            |            |            |            |            |          |
| CA  | Advertising Art                 | ADAR |  | 0          | 0          | 0          | 0          | 1          | 1        |
|   | Animation Design                | ADAD |  | 2          | 1          | 1          | 3          | 2          | 0        |
|   | Applied Music                   | MUAP |  | 1          | 0          | 0          | 0          | 0          | -1       |
|   | Art History                     | ARTH |  | 1          | 2          | 0          | 1          | 2          | 1        |
|   | Broadcasting and Visual Media   | COBV |  | 5          | 2          | 1          | 0          | 0          | -5       |
|   | Communication                   | COMM |  | 6          | 6          | 3          | 4          | 10         | 4        |
|   | Fine and Digital Arts           | ADFS |  | 6          | 7          | 15         | 4          | 1          | -5       |
|   | Fine Arts                       | ARTA |  | 2          | 0          | 1          | 0          | 0          | -2       |
|   | Graphic Design and Advertising  | ADGR |  | 5          | 17         | 6          | 17         | 13         | 8        |
|   | Interactive Design-Multimedia   | ADID |  | 3          | 1          | 2          | 1          | 1          | -2       |
|   | Journalism                      | COJR |  | 6          | 1          | 0          | 7          | 4          | -2       |
|   | Music Performance               | MUSP |  | 1          | 2          | 1          | 3          | 2          | 1        |
|   | Musical Theatre                 | MUTR |  | 2          | 2          | 2          | 2          | 0          | -2       |
|   | Public Relations and Journalism | COPJ |  | 9          | 1          | 0          | 0          | 0          | -9       |
|   | Public Relations                | COPR |  | 3          | 7          | 4          | 8          | 7          | 4        |
|   | Sound Prdctin - Engineering     | SOPR |  | 1          | 0          | 2          | 1          | 1          | 0        |
|   | Sports Media                    | COSM |  | 0          | 1          | 6          | 14         | 15         | 15       |
|   | Theatre Stu and Performance     | COTH |  | 1          | 0          | 0          | 0          | 0          | -1       |
|   | Theatre                         | COTR |  | 1          | 2          | 2          | 0          | 1          | 0        |
|   | Visual and Sound Media          | COBF |  | 1          | 4          | 3          | 4          | 4          | 3        |
|   | Web Design                      | ADWD |  | 8          | 7          | 7          | 5          | 7          | -1       |
| <b>College of Communication &amp; The Arts Total</b>  |                                 |      |  | <b>64</b>  | <b>63</b>  | <b>56</b>  | <b>74</b>  | <b>71</b>  | <b>7</b> |
| <b><u>School of Diplomacy</u></b>                     |                                 |      |  |            |            |            |            |            |          |
| DI  | Diplomacy and Intl Relations    | DIPL |  | 3          | 4          | 2          | 10         | 9          | 6        |
| <b>School of Diplomacy Total</b>                      |                                 |      |  | <b>3</b>   | <b>4</b>   | <b>2</b>   | <b>10</b>  | <b>9</b>   | <b>6</b> |
| <b><u>School of Theology</u></b>                      |                                 |      |  |            |            |            |            |            |          |
| ST  | Catholic Theology               | THEL |  | 0          | 0          | 0          | 1          | 0          | 0        |
| <b>School of Theology Total</b>                       |                                 |      |  | <b>0</b>   | <b>0</b>   | <b>0</b>   | <b>1</b>   | <b>0</b>   | <b>0</b> |
| <b>Grand Total</b>                                    |                                 |      |  | <b>436</b> | <b>510</b> | <b>373</b> | <b>436</b> | <b>438</b> | <b>2</b> |



## Seton Hall University - 5 Year Baccalaureate Degrees by Second Majors

Supplementary - Students already included in Baccalaureate Degrees Awarded counts

|   |                                |           | 2017-18    | 2018-19    | 2019-20    | 2020-21    | 2021-22    | Syr Δ      |
|---|--------------------------------|-----------|------------|------------|------------|------------|------------|------------|
| <b><u>College of Arts &amp; Sciences</u></b>          |                                |           |            |            |            |            |            |            |
| AS  | Africana Studies               | AFST      | 0          | 1          | 2          | 0          | 2          | 2          |
|   | African-American Studies       | AFAM      | 0          | 1          | 1          | 0          | 0          | 0          |
|   | Anthropology                   | ANTH      | 1          | 1          | 1          | 1          | 0          | -1         |
|   | Asian Area Studies             | ASIA      | 1          | 2          | 0          | 1          | 0          | -1         |
|   | Biochemistry                   | CHBI      | 1          | 1          | 0          | 0          | 2          | 1          |
|   | Biology                        | BIOA/BIOL | 3          | 2          | 1          | 0          | 4          | 1          |
|   | Catholic Studies               | CAST      | 3          | 3          | 3          | 10         | 2          | -1         |
|   | Chemistry                      | CHEM      | 2          | 1          | 2          | 1          | 0          | -2         |
|   | Classical Studies              | CLAS      | 2          | 1          | 0          | 1          | 0          | -2         |
|   | Creative Writing               | ENGW      | 5          | 1          | 2          | 1          | 2          | -3         |
|   | Creative Writing Honors        | ENWH      | 1          | 0          | 0          | 0          | 0          | -1         |
|   | Criminal Justice               | CRIM      | 1          | 1          | 2          | 1          | 3          | 2          |
|   | English                        | ENGL      | 10         | 9          | 9          | 12         | 8          | -2         |
|   | English - Honors               | ENGH      | 2          | 2          | 2          | 0          | 0          | -2         |
|   | Environmental Studies          | ENST      | 14         | 19         | 6          | 15         | 8          | -6         |
|   | Financial Mathematics          | MATF      | 0          | 0          | 0          | 1          | 0          | 0          |
|   | History                        | HIST      | 4          | 7          | 4          | 9          | 6          | 2          |
|   | Italian                        | ITAL      | 1          | 0          | 1          | 0          | 0          | -1         |
|   | Latin America - Latino Studies | LALS      | 0          | 1          | 0          | 0          | 0          | 0          |
|   | Liberal Studies                | LSAS      | 4          | 10         | 7          | 4          | 5          | 1          |
|   | Mathematics                    | MATH      | 1          | 4          | 1          | 3          | 1          | 0          |
|   | Mathematics - Honors           | MTHH      | 0          | 2          | 0          | 0          | 0          | 0          |
|   | Modern Languages               | MOLG      | 10         | 12         | 9          | 11         | 7          | -3         |
|   | Philosophy                     | PHIL      | 18         | 20         | 18         | 20         | 26         | 8          |
|   | Physics                        | PHYA      | 0          | 0          | 0          | 1          | 0          | 0          |
|   | Political Science              | POLS      | 6          | 4          | 3          | 3          | 7          | 1          |
|   | Psychology                     | PSYC      | 0          | 0          | 2          | 1          | 2          | 2          |
|   | Psychology - Honors            | PSSH      | 0          | 0          | 0          | 0          | 1          | 1          |
|   | Religion                       | RELG      | 0          | 2          | 2          | 4          | 3          | 3          |
|   | Religious Studies              | RELS      | 0          | 1          | 3          | 0          | 0          | 0          |
|   | Social and Behavioral Sciences | SBSS      | 0          | 0          | 3          | 29         | 16         | 16         |
|   | Social and Behavioral Sciences | SOBS      | 30         | 27         | 20         | 4          | 0          | -30        |
|   | Social Work                    | SOWK      | 0          | 2          | 1          | 2          | 2          | 2          |
|   | Sociology                      | SOCI      | 1          | 2          | 5          | 1          | 1          | 0          |
|   | Spanish                        | SPAN      | 2          | 4          | 1          | 0          | 2          | 0          |
| <b>College of Arts &amp; Sciences Total</b>           |                                |           | <b>123</b> | <b>143</b> | <b>111</b> | <b>136</b> | <b>110</b> | <b>-13</b> |
| <b><u>School of Business</u></b>                      |                                |           |            |            |            |            |            |            |
| BU  | Accounting                     | BACC/BACV | 5          | 7          | 2          | 2          | 6          | 1          |
|   | Economics                      | ECAS/ECON | 15         | 22         | 27         | 24         | 21         | 6          |
|   | Entrepreneurship               | BENT      | 0          | 5          | 9          | 10         | 9          | 9          |
|   | Finance                        | BFIN      | 25         | 25         | 38         | 31         | 30         | 5          |
|   | Finance and Technology         | BFIT      | 0          | 0          | 0          | 0          | 2          | 2          |
|   | Information Technology Mgmt    | BITM      | 29         | 54         | 54         | 49         | 51         | 22         |
|   | Management                     | BMGN/BMGT | 8          | 11         | 17         | 14         | 15         | 7          |
|   | Marketing                      | BMKT      | 36         | 32         | 35         | 46         | 41         | 5          |
|   | Mathematical Finance           | BMAF      | 0          | 0          | 2          | 2          | 0          | 0          |
|   | Sport Management               | BSPM      | 1          | 5          | 3          | 3          | 3          | 2          |
|   | Supply Chain Management        | BSCM      | 1          | 1          | 0          | 2          | 0          | -1         |
| <b>School of Business Total</b>                       |                                |           | <b>120</b> | <b>162</b> | <b>187</b> | <b>183</b> | <b>178</b> | <b>58</b>  |
| <b><u>College of Communication &amp; The Arts</u></b> |                                |           |            |            |            |            |            |            |
| CA  | Applied Music                  | MUAP      | 1          | 0          | 0          | 1          | 0          | -1         |
|   | Art Design - Interactive Media | ADIM      | 2          | 4          | 0          | 0          | 0          | -2         |
|   | Broadcasting and Visual Media  | COBV      | 2          | 0          | 0          | 0          | 0          | -2         |
|   | Communication                  | COMM      | 1          | 0          | 2          | 2          | 0          | -1         |
|   | Fine Arts                      | ARTA      | 1          | 0          | 0          | 0          | 0          | -1         |
|   | Journalism                     | COJR      | 0          | 0          | 2          | 1          | 1          | 1          |
| <i>(Continued)</i>                                    |                                |           |            |            |            |            |            |            |

## Seton Hall University - 5 Year Baccalaureate Degrees by Second Majors

Supplementary - Students already included in Baccalaureate Degrees Awarded counts

|  |      | 2017-18    | 2018-19    | 2019-20    | 2020-21    | 2021-22    | Syr Δ     |
|--|------|------------|------------|------------|------------|------------|-----------|
| Music Education                                      | MUED | 0          | 0          | 0          | 1          | 2          | 2         |
| Music Performance                                    | MUSP | 0          | 1          | 0          | 0          | 0          | 0         |
| Public Relations                                     | COPR | 0          | 2          | 3          | 3          | 5          | 5         |
| Theatre  | COTR | 1          | 0          | 2          | 0          | 0          | -1        |
| Theatre Stu and Performance                          | COTH | 1          | 0          | 0          | 0          | 0          | -1        |
| Visual and Sound Media                               | COBF | 0          | 0          | 0          | 2          | 1          | 1         |
| <b>College of Communication &amp; The Arts Total</b> |      | <b>9</b>   | <b>7</b>   | <b>9</b>   | <b>10</b>  | <b>9</b>   | <b>0</b>  |
| <b><i>School of Theology</i></b>                     |      |            |            |            |            |            |           |
| Catholic Theology-General Trk                        | THEO | 1          | 0          | 0          | 0          | 0          | -1        |
| <b>School of Theology Total</b>                      |      | <b>1</b>   | <b>0</b>   | <b>0</b>   | <b>0</b>   | <b>0</b>   | <b>-1</b> |
| <b>Grand Total</b>                                   |      | <b>253</b> | <b>312</b> | <b>307</b> | <b>329</b> | <b>297</b> | <b>44</b> |

NOTE: Fall enrollment as of census, October 15th of each term.

## Seton Hall University - 5 Year Graduate Degree Trends

|   |                                      | 2017-18 | 2018-19    | 2019-20    | 2020-21    | 2021-22    | Syr Δ      | 2021-22    |            |           |            |
|---|--------------------------------------|---------|------------|------------|------------|------------|------------|------------|------------|-----------|------------|
|   |                                      |         |            |            |            |            |            | Men        | Women      | TOTAL     |            |
| <b><u>College of Arts &amp; Sciences</u></b>          |                                      |         |            |            |            |            |            |            |            |           |            |
| AS  | MA in Asian Area Studies             | ASIA    | 5          | 4          | 8          | 7          | 0          | -5         | 0          | 0         | 0          |
|   | MA in English                        | ENGL    | 12         | 14         | 8          | 10         | 7          | -5         | 3          | 4         | 7          |
|   | MA in History                        | HIST    | 7          | 5          | 7          | 5          | 3          | -4         | 2          | 1         | 3          |
|   | MA in Jewish Christian Studies       | JCST    | 3          | 6          | 3          | 3          | 0          | -3         | 0          | 0         | 0          |
|   | MPA in Public Administration         | PSMA    | 18         | 20         | 13         | 9          | 9          | -9         | 5          | 4         | 9          |
|   | MPA in Nonprofit Management          | NPRV    | -          | -          | 2          | 11         | 6          | -          | 2          | 4         | 6          |
|   | MS in Biology                        | BIOL    | 3          | 7          | 8          | 3          | 4          | 1          | 3          | 1         | 4          |
|   | MS in Chemistry                      | CHEM    | 7          | 5          | 3          | 1          | 0          | -7         | 0          | 0         | 0          |
|   | MS in Data Science                   | DASV    | -          | -          | -          | 1          | 7          | -          | 4          | 3         | 7          |
|   | MS in Experimental Psychology        | PSEP    | 7          | 11         | 3          | 8          | 10         | 3          | 1          | 9         | 10         |
|   | MS in Microbiology                   | MIBI    | 2          | 2          | 3          | 3          | 1          | -1         | 0          | 1         | 1          |
|   | MS in Physics                        | PHYS    | 0          | 0          | 3          | 3          | 0          | 0          | 0          | 0         | 0          |
|   | MSW in Social Work                   | SOWK    | 21         | 8          | 7          | 4          | 6          | -15        | 0          | 6         | 6          |
|   | MSW in Social Work                   | SWKF    | 16         | 15         | 20         | 2          | 33         | 17         | 5          | 28        | 33         |
|   | PHD in Chemistry                     | CHEM    | 4          | 6          | 3          | 3          | 0          | -4         | 0          | 0         | 0          |
|   | PHD in Molecular Bioscience          | MOBS    | 2          | 0          | 2          | 2          | 4          | 2          | 2          | 2         | 4          |
| <b>College of Arts &amp; Sciences Total</b>           |                                      |         | <b>107</b> | <b>103</b> | <b>93</b>  | <b>75</b>  | <b>90</b>  | <b>-17</b> | <b>27</b>  | <b>63</b> | <b>90</b>  |
| <b><u>School of Business</u></b>                      |                                      |         |            |            |            |            |            |            |            |           |            |
| BU  | MBA in Accounting                    | BACC    | 5          | 6          | 3          | 4          | 2          | -3         | 0          | 2         | 2          |
|   | MBA in Accounting-Online             | BACV    | -          | -          | -          | 2          | 2          | -          | 2          | 0         | 2          |
|   | MBA in Business Administration       | BADM    | 0          | 1          | 2          | 7          | 12         | 12         | 5          | 7         | 12         |
|   | MBA in Business Analytics            | BMDA    | -          | -          | -          | -          | 4          | -          | 1          | 3         | 4          |
|   | MBA in Finance                       | BFIN    | 25         | 27         | 30         | 23         | 21         | -4         | 12         | 9         | 21         |
|   | MBA in Finance-Online                | BFIV    | -          | -          | -          | 1          | 9          | -          | 8          | 1         | 9          |
|   | MBA in Information Tech Mgmt         | BITM    | 1          | 6          | 3          | 11         | 8          | 7          | 7          | 1         | 8          |
|   | MBA in International Business        | BINB    | 3          | 0          | 0          | 2          | 1          | -2         | 0          | 1         | 1          |
|   | MBA in Management                    | BMGN    | 5          | 4          | 7          | 11         | 16         | 11         | 11         | 5         | 16         |
|   | MBA in Management (China)            | BMGN    | 34         | 93         | 0          | 213        | 29         | -5         | 16         | 13        | 29         |
|   | MBA in Marketing                     | BMKT    | 19         | 8          | 22         | 18         | 14         | -5         | 5          | 9         | 14         |
|   | MBA in Marketing-Online              | BMKV    | -          | -          | 2          | 2          | 8          | -          | 3          | 5         | 8          |
|   | MBA in Sport Management              | BSPM    | 4          | 2          | 1          | 8          | 3          | -1         | 2          | 1         | 3          |
|   | MBA in Supply Chain Management       | BSCM    | 5          | 6          | 10         | 4          | 9          | 4          | 8          | 1         | 9          |
|   | MS in Accounting                     | BGAC    | 23         | 14         | 14         | 14         | 8          | -15        | 3          | 5         | 8          |
|   | MS in Accounting-Online              | BGAV    | -          | -          | 11         | 23         | 20         | -          | 11         | 9         | 20         |
|   | MS in Business Analytics             | BANV    | -          | -          | -          | 2          | 11         | -          | 7          | 4         | 11         |
|   | MS in Professional Accounting        | BGPA    | 31         | 46         | 34         | 34         | 22         | -9         | 15         | 7         | 22         |
|   | MS in Professional Accounting-Online | BGPV    | -          | -          | 7          | 1          | 1          | -          | 1          | 0         | 1          |
| <b>School of Business Total</b>                       |                                      |         | <b>155</b> | <b>213</b> | <b>146</b> | <b>380</b> | <b>200</b> | <b>45</b>  | <b>117</b> | <b>83</b> | <b>200</b> |
| <b><u>College of Communication &amp; The Arts</u></b> |                                      |         |            |            |            |            |            |            |            |           |            |
| CA  | MA in Communication                  | COMM    | -          | -          | 1          | 1          | 6          | -          | 2          | 4         | 6          |
|   | MA in Museum Professions             | ARMS    | 17         | 15         | 10         | 5          | 7          | -10        | 2          | 5         | 7          |
|   | MA in Public Relations               | COPR    | 16         | 9          | 5          | 5          | 1          | -15        | 0          | 1         | 1          |
|   | MA in Strat Comm Ldr - Online        | MACV    | 9          | -          | -          | -          | -          | -          | -          | -         | -          |
|   | MA in Strategic Communication        | SCOM    | 15         | 9          | 4          | 3          | 2          | -13        | 0          | 2         | 2          |
| <b>College of Communication &amp; The Arts Total</b>  |                                      |         | <b>57</b>  | <b>33</b>  | <b>20</b>  | <b>14</b>  | <b>16</b>  | <b>-41</b> | <b>4</b>   | <b>12</b> | <b>16</b>  |
| <i>(Continued)</i>                                    |                                      |         |            |            |            |            |            |            |            |           |            |

## Seton Hall University - 5 Year Graduate Degree Trends

|   |                                | 2017-18   | 2018-19    | 2019-20    | 2020-21    | 2021-22    | Syr Δ      | 2021-22    |           |            |            |
|---|--------------------------------|-----------|------------|------------|------------|------------|------------|------------|-----------|------------|------------|
|   |                                |           |            |            |            |            |            | Men        | Women     | TOTAL      |            |
| <b><u>School of Diplomacy</u></b>                       |                                |           |            |            |            |            |            |            |           |            |            |
| DI  | MADI in Diplomacy and Intl Rel | DIPL      | 45         | 33         | 31         | 42         | 34         | -11        | 14        | 20         | 34         |
|   | MS in Internat Aff - Exec Trk  | DIAX      | 1          | 11         | 8          | 0          | 6          | 5          | 6         | 0          | 6          |
|   | MS in Intl Aff - Exec Tk-Onl   | DIXV      | -          | -          | 3          | 9          | 2          | -          | 1         | 1          | 2          |
| <b>School of Diplomacy Total</b>                        |                                |           | <b>46</b>  | <b>44</b>  | <b>42</b>  | <b>51</b>  | <b>42</b>  | <b>-4</b>  | <b>21</b> | <b>21</b>  | <b>42</b>  |
| <b><u>College of Education &amp; Human Services</u></b> |                                |           |            |            |            |            |            |            |           |            |            |
| ED  | MA - Major in Counseling       | CNSL      | 12         | 8          | 8          | 7          | 8          | -4         | 3         | 5          | 8          |
|   | MA - Major in Counseling - Onl | CNSV      | 14         | 18         | 15         | 3          | 17         | 3          | 2         | 15         | 17         |
|   | MA in Counseling Psychology    | CSPS      | -          | -          | -          | 2          | 1          | -          | 0         | 1          | 1          |
|   | MA in Hum Res Trn-Dv - On-Line | HRTV      | 25         | 15         | 19         | 15         | 13         | -12        | 6         | 7          | 13         |
|   | MA in Human Resource Train-Dev | HRTL      | 45         | 55         | 36         | 35         | 13         | -32        | 9         | 4          | 13         |
|   | MA in Psychological Studies    | PSST      | 17         | 13         | 15         | 12         | 17         | 0          | 3         | 14         | 17         |
|   | MA in School Counsel - Online  | SCOV      | 31         | 26         | 39         | 28         | 34         | 3          | 3         | 31         | 34         |
|   | MA in School Counseling        | SCOU      | 3          | 1          | 0          | 5          | 4          | 1          | 0         | 4          | 4          |
|   | MA in Special Education        | SPED      | 11         | 10         | 18         | 10         | 18         | 7          | 0         | 18         | 18         |
|   | MAE in College Stu Persnl Adm  | CSPA      | 2          | 0          | 0          | 0          | 0          | -2         | 0         | 0          | 0          |
|   | MAE in Ed Ldr Mgt Pol - Online | ELMV      | 9          | 5          | 3          | 5          | 1          | -8         | 0         | 1          | 1          |
|   | MAE in Ed Leadership Mgmt Pol  | ELMP      | 5          | 2          | 0          | 3          | 4          | -1         | 1         | 3          | 4          |
|   | MAE in Exec Ed Ldrshp Mgmt Pol | EXMA      | 23         | 5          | 21         | 19         | 12         | -11        | 3         | 9          | 12         |
|   | MAE in Higher Ed - Stu Affairs | HRSA      | 3          | 4          | 2          | 3          | 9          | 6          | 0         | 9          | 9          |
|   | MAE in Instruction Design Tech | IDAT      | 12         | 6          | 7          | 13         | 6          | -6         | 1         | 5          | 6          |
|   | MS in Marriage and Fam Therapy | MACS      | 10         | 6          | 3          | 2          | 1          | -9         | 0         | 1          | 1          |
|   | EDS in Ed Ldr Mgt Pol - Online | ELMV      | 0          | 2          | 0          | 4          | 0          | 0          | 0         | 0          | 0          |
|   | EDS in Ed Leadership Mgmt Pol  | ELMP      | 6          | 1          | 0          | 2          | 5          | -1         | 3         | 2          | 5          |
|   |                                | ELPP      | 14         | 17         | 4          | 8          | 3          | -11        | 3         | 0          | 3          |
|   | EDS in Exec Ed Ldrshp Mgmt Pol | EXES      | 28         | 23         | 25         | 22         | 19         | -9         | 2         | 17         | 19         |
|   | EDS in Marriage and Fam Ther   | MACS      | 1          | 0          | 0          | 0          | 0          | -1         | 0         | 0          | 0          |
|   | EDS in Prof Counseling - Onl   | PROV      | 10         | 22         | 17         | 14         | 16         | 6          | 2         | 14         | 16         |
|   | EDS in Professional Counseling | PROC      | 10         | 9          | 10         | 5          | 12         | 2          | 6         | 6          | 12         |
|   | EDS in School-Community Psych  | SPSY      | 5          | 8          | 7          | 0          | 0          | -5         | 0         | 0          | 0          |
|   | EDS in School Psychology       | SCPS      | -          | -          | -          | 6          | 5          | -          | 0         | 5          | 5          |
|   |                                |           |            |            |            |            |            | 0          |           |            |            |
|   | EDD in Ed Leadership Mgmt Pol  | ELMP      | 17         | 18         | 22         | 19         | 10         | -7         | 3         | 7          | 10         |
|   | EDD in Exec Ed Ldrshp Mgmt Pol | EXEC      | 16         | 26         | 10         | 11         | 17         | 1          | 5         | 12         | 17         |
|   | EDD in Higher Education        | HRED      | 1          | 1          | 6          | 3          | 3          | 2          | 3         | 0          | 3          |
|   | PHD in Counseling Psychology   | CSPS      | 3          | 7          | 5          | 1          | 5          | 2          | 1         | 4          | 5          |
|   | PHD in Higher Education        | HRED      | 11         | 16         | 14         | 16         | 13         | 2          | 4         | 9          | 13         |
| <b>College of Education &amp; Human Services Total</b>  |                                |           | <b>344</b> | <b>324</b> | <b>306</b> | <b>273</b> | <b>266</b> | <b>-78</b> | <b>63</b> | <b>203</b> | <b>266</b> |
| <b><u>College of Nursing</u></b>                        |                                |           |            |            |            |            |            |            |           |            |            |
| NU  | MSN Adult-Gero Acute Care NP   | NAAV      | -          | 9          | 7          | 36         | 23         | -          | 1         | 22         | 23         |
|   | MSN Adult-Gero Primary Care NP | NAPV      | -          | 8          | 10         | 12         | 11         | -          | 1         | 10         | 11         |
|   | MSN Hlth Sys Adm w Case Mgmt   | NHCV      | -          | 6          | 8          | 7          | 2          | -          | 0         | 2          | 2          |
|   | MSN in Acute Care ANP-GNP      | MNAC      | 9          | 2          | 0          | 1          | 0          | -9         | 0         | 0          | 0          |
|   | MSN in Acute Care PNP          | MSCC      | 1          | -          | -          | -          | -          | -          | -         | -          | -          |
|   | MSN in Case Mgmt-Hlth Sys Adm  | MSCH      | 1          | -          | -          | -          | -          | -          | -         | -          | -          |
|   | MSN in Clinical Nurse Leader   | NULD/NULE | 12         | 25         | 14         | 13         | 12         | 0          | 1         | 11         | 12         |
|   | MSN in Health Systems Admin    | MSHS/NHSV | 4          | 0          | 1          | 0          | 0          | -4         | 0         | 0          | 0          |
|   | MSN in Hlth Sys Adm w/ Ca Mgt  | MSHC      | 6          | 2          | -          | -          | -          | -          | -         | -          | -          |
|   | MSN in Primary Care ANP-GNP    | MNPC      | 14         | 1          | -          | -          | 5          | -9         | 0         | 5          | 5          |
|   | MSN Pediatric Primary Care NP  | NPPV      | 0          | 6          | 6          | 6          | 5          | 5          | 0         | 5          | 5          |
|   | MSN in Primary Care PNP        | MSNY      | 6          | -          | -          | -          | 1          | -5         | 0         | 1          | 1          |
| <i>(Continued)</i>                                      |                                |           |            |            |            |            |            |            |           |            |            |

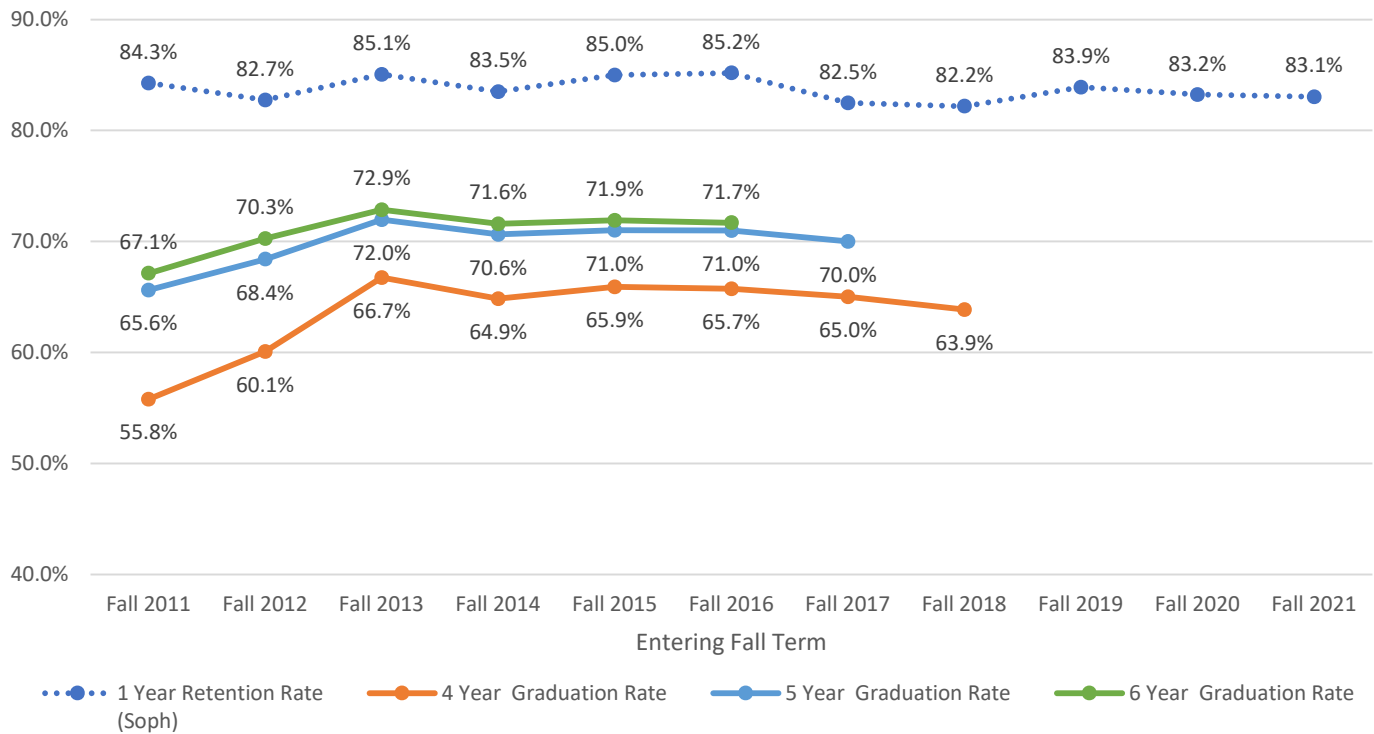
## Seton Hall University - 5 Year Graduate Degree Trends

|  |                                | 2017-18   | 2018-19    | 2019-20    | 2020-21    | 2021-22    | 5yr Δ      | 2021-22    |           |            |            |
|--|--------------------------------|-----------|------------|------------|------------|------------|------------|------------|-----------|------------|------------|
|  |                                |           |            |            |            |            |            | Men        | Women     | TOTAL      |            |
|  | DNP in Adv Nursing Practice    | NUNP/NUNV | 8          | 5          | 1          | 2          | 9          | 1          | 0         | 9          |            |
|  | PHD in Nursing                 | NURS/NUPH | 2          | 3          | 1          | 0          | 2          | 0          | 2         | 2          |            |
| <b>College of Nursing Total</b>                    |                                |           | <b>63</b>  | <b>67</b>  | <b>48</b>  | <b>77</b>  | <b>70</b>  | <b>7</b>   | <b>3</b>  | <b>67</b>  | <b>70</b>  |
| <b>School of Theology</b>                          |                                |           |            |            |            |            |            |            |           |            |            |
| ST   | MAM in Ministry Spiritual Dir  | SPTM      | 4          | 1          | 5          | 2          | 1          | -3         | 1         | 0          | 1          |
|  | MAM in Youth Ministry          | YTHM      | 1          | 0          | 0          | 0          | 0          | -1         | 0         | 0          | 0          |
|  | MAT in Bibl Studies-No Thesis  | BIBN      | 1          | 2          | 2          | 0          | 0          | -1         | 0         | 0          | 0          |
|  | MAT in Biblical Studies        | BIBL      | 1          | 0          | 2          | 0          | 0          | -1         | 0         | 0          | 0          |
|  | MAT in Christian Ethics        | CETH      | 0          | 1          | 0          | 0          | 0          | 0          | 0         | 0          | 0          |
|  | MAT in Christian Eth-No Thesis | CETN      | 2          | 3          | 1          | 1          | 1          | -1         | 1         | 0          | 1          |
|  | MAT in Ecclesial History       | HSTD      | 0          | 1          | 0          | 0          | 0          | 0          | 0         | 0          | 0          |
|  | MAT in Ecclesial His-No Thesis | HSTN      | 0          | 0          | 1          | 1          | 1          | 1          | 0         | 1          | 1          |
|  | MAT in Sys Theology-No Thesis  | STHN      | 11         | 18         | 46         | 7          | 9          | -2         | 7         | 2          | 9          |
|  | MAT in Systematic Theology     | STHO      | 1          | 0          | 1          | 0          | 0          | -1         | 0         | 0          | 0          |
|  | MDM in Pastoral Ministry       | DIVS      | 8          | 9          | 5          | 8          | 2          | -6         | 2         | 0          | 2          |
|  | MDM in Pastoral Min-No Thesis  | DIVN      | 2          | 1          | 1          | 0          | 3          | 1          | 3         | 0          | 3          |
| <b>School of Theology Total</b>                    |                                |           | <b>31</b>  | <b>36</b>  | <b>64</b>  | <b>19</b>  | <b>17</b>  | <b>-14</b> | <b>14</b> | <b>3</b>   | <b>17</b>  |
| <b>School of Health &amp; Medical Sciences</b>     |                                |           |            |            |            |            |            |            |           |            |            |
| GM   | MHA in Healthcare Adm - Online | HCAV/HSVA | 25         | 21         | 26         | 0          | 1          | -24        | 0         | 1          | 1          |
|  | MHA in Healthcare Admin        | HCAD/HSAD | 27         | 36         | 20         | 48         | 35         | 8          | 14        | 21         | 35         |
|  | MS in Athletic Training        | GMAT/HSAT | 18         | 21         | 22         | 8          | 15         | -3         | 4         | 11         | 15         |
|  | MS in Occupational Therapy     | GMOT/HSOT | 48         | 57         | 54         | 56         | 60         | 12         | 6         | 54         | 60         |
|  | MS in Physician Assistant      | GMPA/HSPA | 34         | 51         | 62         | 53         | 57         | 23         | 10        | 47         | 57         |
|  | MS in Speech Lang Pathology    | GMSL/HSSL | 49         | 49         | 51         | 43         | 45         | -4         | 1         | 44         | 45         |
|  | DPT in Physical Therapy        | GDPT/HSPT | 32         | 71         | 37         | 36         | 38         | 6          | 16        | 22         | 38         |
|  | PHD in Health Sciences         | HSCI/HSSC | 13         | 7          | 11         | 12         | 5          | -8         | 3         | 2          | 5          |
| <b>School of Health and Medical Sciences Total</b> |                                |           | <b>246</b> | <b>313</b> | <b>283</b> | <b>256</b> | <b>256</b> | <b>10</b>  | <b>54</b> | <b>202</b> | <b>256</b> |
| <b>School of Law</b>                               |                                |           |            |            |            |            |            |            |           |            |            |
| LW   | MSJ in Fin Svcs & Health Hosp  | FSHH      | 0          | 0          | 2          | 0          | 2          | 2          | 0         | 2          | 2          |
|  | MSJ in Financial Services Comp | FSCM/FNSC | 14         | 15         | 26         | 21         | 12         | -2         | 5         | 7          | 12         |
|  | MSJ in Financial Svcs & IP     | FSIP      | 1          | 1          | 0          | 0          | 1          | 0          | 1         | 0          | 1          |
|  | MSJ in Financial Svcs & Pharma | FSPM      | 0          | 1          | 1          | 0          | 1          | 1          | 0         | 1          | 1          |
|  | MSJ in Financial Svcs & Pharma | FSPL      | 0          | 3          | 1          | 0          | 1          | 1          | 0         | 1          | 1          |
|  | MSJ in Health & Hospital Law   | HCST      | 4          | 0          | 4          | 3          | 0          | -4         |           |            | 0          |
|  | MSJ in Health & Hospital Law   | HHOS      | 20         | 25         | 17         | 20         | 13         | -7         | 2         | 11         | 13         |
|  | MSJ in Health Hosp and Phar Dv | HCPM      | 19         | 19         | 7          | 7          | 10         | -9         | 2         | 8          | 10         |
|  | MSJ in Health Law and Int Prop | HCIP      | 0          | 0          | 0          | 1          | 1          | 1          | 0         | 1          | 1          |
|  | MSJ in HL & Lw & Creative Ind  | HCCI/PMCI | -          | -          | -          | -          | 2          | -          | 1         | 1          | 2          |
|  | MSJ in Intellectual Property   | INPR      | 6          | 6          | 5          | 3          | 0          | -6         | 0         | 0          | 0          |
|  | MSJ in Pharm & Med Dev & Comp  | PMDC      | 18         | 21         | 20         | 17         | 17         | -1         | 2         | 15         | 17         |
|  | MSJ in Pharm & Med Dev and IP  | PMIP      | 3          | 6          | 4          | 3          | 0          | -3         | 0         | 0          | 0          |
|  | MSJ in Pharm & Med Dev and IP  | PMDIP     | 0          | 0          | 1          | 0          | 0          | 0          | 0         | 0          | 0          |
|  | MSJ in Prov Lw & Phar Med Comp | PLPM      | 0          | 1          | 2          | 1          | 4          | 4          | 1         | 3          | 4          |
|  | MSJ in Privacy Law & Cyber Sec | PLCS      | 0          | 0          | 4          | 5          | 13         | 13         | 4         | 9          | 13         |
|  | MSJ in Privacy Lw & Fin Svc Lw | PLFS      | 0          | 2          | 2          | 1          | 2          | 2          | 0         | 2          | 2          |
|  | MSJ in Privacy Lw & Hlth Hosp  | PLHH      | 0          | 1          | 4          | 5          | 1          | 1          | 1         | 0          | 1          |
|  | MSJ in Privacy Lw & IP Law     | PLIP      | 0          | 1          | 2          | 1          | 3          | 3          | 1         | 2          | 3          |
| <i>(Continued)</i>                                 |                                |           |            |            |            |            |            |            |           |            |            |

## Seton Hall University - 5 Year Graduate Degree Trends

|                                |           | 2017-18      | 2018-19      | 2019-20      | 2020-21      | 2021-22      | Syr Δ      | 2021-22    |            |              |
|--------------------------------|-----------|--------------|--------------|--------------|--------------|--------------|------------|------------|------------|--------------|
|                                |           |              |              |              |              |              |            | Men        | Women      | TOTAL        |
| LLM in Fin Svcs Compliance     | FSCM/FNSC | 0            | 1            | 1            | 0            | 1            | 1          | 1          | 0          | 1            |
| LLM in Health Law and Publ Pol | HLPP      | 2            | 1            | 1            | 0            | 2            | 0          | 2          | 0          | 2            |
| LLM in Intellectual Property   | INPR      | 1            | 0            | 0            | 0            | 0            | -1         | 0          | 0          | 0            |
| Grad Cert in Phar & Med Dv Lw  | GCPM      | -            | -            | -            | 1            | 0            | -          | 0          | 0          | 0            |
| JD in Law                      | LAW       | 161          | 139          | 164          | 223          | 196          | 35         | 104        | 92         | 196          |
| <b>School of Law Total</b>     |           | <b>249</b>   | <b>243</b>   | <b>268</b>   | <b>312</b>   | <b>282</b>   | <b>33</b>  | <b>127</b> | <b>155</b> | <b>282</b>   |
| <b>Grand Total</b>             |           | <b>1,298</b> | <b>1,376</b> | <b>1,270</b> | <b>1,457</b> | <b>1,239</b> | <b>-59</b> | <b>430</b> | <b>809</b> | <b>1,239</b> |

## Seton Hall University - Retention and Graduation Rate Trends Entering as First-time Freshman



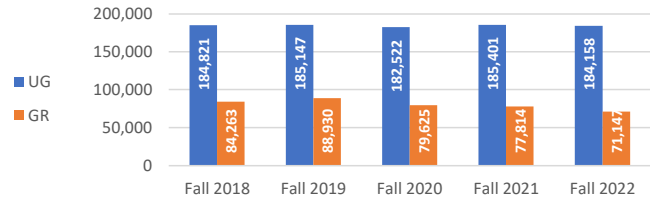
| Cohort    | Initial Registered Headcount | Retention Rates*             |                                |                                | Graduation Rates^      |                        |                        |
|-----------|------------------------------|------------------------------|--------------------------------|--------------------------------|------------------------|------------------------|------------------------|
|           |                              | 1 Year Retention Rate (Soph) | 2 Year Retention Rate (Junior) | 3 Year Retention Rate (Senior) | 4 Year Graduation Rate | 5 Year Graduation Rate | 6 Year Graduation Rate |
| Fall 2011 | 986                          | 84.3%                        | 74.6%                          | 70.1%                          | 55.8%                  | 65.6%                  | 67.1%                  |
| Fall 2012 | 1,455                        | 82.7%                        | 74.9%                          | 70.9%                          | 60.1%                  | 68.4%                  | 70.3%                  |
| Fall 2013 | 1,338                        | 85.1%                        | 77.8%                          | 74.7%                          | 66.7%                  | 72.0%                  | 72.9%                  |
| Fall 2014 | 1,263                        | 83.5%                        | 76.8%                          | 73.2%                          | 64.9%                  | 70.6%                  | 71.6%                  |
| Fall 2015 | 1,406                        | 85.0%                        | 76.3%                          | 73.4%                          | 65.9%                  | 71.0%                  | 71.9%                  |
| Fall 2016 | 1,240                        | 85.2%                        | 76.9%                          | 72.9%                          | 65.7%                  | 71.0%                  | 71.7%                  |
| Fall 2017 | 1,460                        | 82.5%                        | 75.5%                          | 72.5%                          | 65.0%                  | 70.0%                  |                        |
| Fall 2018 | 1,525                        | 82.2%                        | 74.6%                          | 71.3%                          | 63.9%                  |                        |                        |
| Fall 2019 | 1,630                        | 83.9%                        | 75.6%                          | 71.6%                          |                        |                        |                        |
| Fall 2020 | 1,332                        | 83.2%                        | 74.7%                          |                                |                        |                        |                        |
| Fall 2021 | 1,681                        | 83.1%                        |                                |                                |                        |                        |                        |
| Fall 2022 | 1,511                        |                              |                                |                                |                        |                        |                        |

\*Note: Students excluded from Retention Rates if they passed away or graduated in a prior year.

^Note: Students excluded from Graduation Rates if they are deceased.

## Seton Hall University - 5 Year AY Course Credit Hour Trends

| Total University |         |         |         |         |         |                 |
|------------------|---------|---------|---------|---------|---------|-----------------|
|                  | 2018-19 | 2019-20 | 2020-21 | 2021-21 | 2022-23 | Syr Δ           |
| Undergrad        | 184,821 | 185,147 | 182,522 | 185,401 | 184,158 | 72% <b>-0%</b>  |
| Graduate         | 84,263  | 88,930  | 79,625  | 77,814  | 71,147  | 28% <b>-16%</b> |
| Total            | 269,084 | 274,077 | 262,147 | 263,215 | 255,305 | 100% <b>-5%</b> |
| Annual Chg       |         | -2%     | 4%      | 0%      | 3%      |                 |



| Undergraduate Credits by Term |         |         |         |         |         |                 |
|-------------------------------|---------|---------|---------|---------|---------|-----------------|
|                               | 2018-19 | 2019-20 | 2020-21 | 2021-21 | 2022-23 | Syr Δ           |
| Summer                        | 6,357   | 6,288   | 7,341   | 6,101   | 6,587   | 4% <b>4%</b>    |
| Fall                          | 92,254  | 93,004  | 91,011  | 93,634  | 92,538  | 50% <b>0%</b>   |
| Winter                        | -       | -       | 848     | 641     | 771     | 0% <b>-</b>     |
| Spring                        | 86,210  | 85,855  | 83,322  | 85,025  | 84,262  | 46% <b>-2%</b>  |
| Total                         | 184,821 | 185,147 | 182,522 | 185,401 | 184,158 | 100% <b>-0%</b> |

| Graduate Credits by Term |         |         |         |         |         |                  |
|--------------------------|---------|---------|---------|---------|---------|------------------|
|                          | 2018-19 | 2019-20 | 2020-21 | 2021-21 | 2022-23 | Syr Δ            |
| Summer                   | 12,651  | 12,690  | 11,928  | 11,027  | 9,560   | 13% <b>-24%</b>  |
| Fall                     | 36,424  | 39,893  | 34,574  | 33,542  | 31,061  | 44% <b>-15%</b>  |
| Winter                   | -       | -       | 145     | 42      | 3       | 0% <b>-</b>      |
| Spring                   | 35,188  | 36,347  | 32,978  | 33,203  | 30,523  | 43% <b>-13%</b>  |
| Total                    | 84,263  | 88,930  | 79,625  | 77,814  | 71,147  | 100% <b>-16%</b> |

| Undergraduate Credits by Course College |         |         |         |         |         |                 |
|---|---------|---------|---------|---------|---------|-----------------|
|   | 2018-19 | 2019-20 | 2020-21 | 2021-21 | 2022-23 | Syr Δ           |
| Arts & Sci                              | 108,235 | 109,944 | 107,997 | 111,822 | 111,283 | 60% <b>3%</b>   |
| Business                                | 34,871  | 36,222  | 35,810  | 34,491  | 32,492  | 18% <b>-7%</b>  |
| Comm & Arts                             | 17,689  | 17,134  | 15,546  | 16,178  | 16,118  | 9% <b>-9%</b>   |
| Diplomacy                               | 3,948   | 3,807   | 4,023   | 3,519   | 2,937   | 2% <b>-26%</b>  |
| Education                               | 7,626   | 7,366   | 7,157   | 7,506   | 6,985   | 4% <b>-8%</b>   |
| Hlth/Med Sci                            | 3,589   | 2,305   | 2,954   | 2,630   | 3,575   | 2% <b>-0%</b>   |
| Nursing                                 | 7,234   | 7,194   | 7,804   | 7,920   | 9,339   | 5% <b>29%</b>   |
| Theology                                | 1,406   | 945     | 1,053   | 1,125   | 1,206   | 1% <b>-14%</b>  |
| Acad Prgs                               | 223     | 230     | 178     | 210     | 223     | 0% <b>0%</b>    |
| Total                                   | 184,821 | 185,147 | 182,522 | 185,401 | 184,158 | 100% <b>-0%</b> |

| Graduate Credits by Course College |         |         |         |         |         |                  |
|------------------------------------|---------|---------|---------|---------|---------|------------------|
|                                    | 2018-19 | 2019-20 | 2020-21 | 2021-21 | 2022-23 | Syr Δ            |
| Arts & Sci                         | 4,876   | 4,865   | 4,017   | 4,075   | 3,571   | 5% <b>-27%</b>   |
| Business*                          | 12,322  | 11,356  | 11,182  | 7,083   | 5,723   | 8% <b>-54%</b>   |
| Comm & Arts                        | 813     | 711     | 678     | 546     | 489     | 1% <b>-40%</b>   |
| Diplomacy                          | 2,085   | 2,049   | 2,280   | 2,514   | 1,899   | 3% <b>-9%</b>    |
| Education                          | 14,779  | 14,173  | 12,863  | 12,688  | 11,553  | 16% <b>-22%</b>  |
| Hlth/Med Sci                       | 19,612  | 19,461  | 18,188  | 18,368  | 16,520  | 23% <b>-16%</b>  |
| Nursing                            | 3,402   | 3,709   | 3,802   | 3,288   | 3,300   | 5% <b>-3%</b>    |
| Theology                           | 2,683   | 2,831   | 2,587   | 2,567   | 2,327   | 3% <b>-13%</b>   |
| Law School                         | 20,479  | 21,403  | 24,028  | 26,685  | 25,765  | 36% <b>26%</b>   |
| Medicine                           | 3,212   | 8,372   | -       | -       | -       | -                |
| Total                              | 84,263  | 88,930  | 79,625  | 77,814  | 71,147  | 100% <b>-16%</b> |

| Undergraduate Credits |         |         |         |         |         |       |
|-----------------------|---------|---------|---------|---------|---------|-------|
|                       | 2018-19 | 2019-20 | 2020-21 | 2021-22 | 2022-23 | Syr Δ |
| <b>Summer</b>         |         |         |         |         |         |       |
| Credits               | 6,357   | 6,288   | 7,341   | 6,101   | 6,587   | 4%    |
| # Sections            | 511     | 465     | 459     | 464     | 395     | -23%  |
| Registrants           | 2,267   | 2,312   | 2,577   | 2,255   | 2,408   | 6%    |
| <b>Fall</b>           |         |         |         |         |         |       |
| Credits               | 92,254  | 93,004  | 91,011  | 93,634  | 92,538  | 0%    |
| # Sections            | 2,670   | 2,638   | 2,601   | 2,606   | 2,534   | -5%   |
| Registrants           | 33,386  | 33,733  | 32,753  | 33,812  | 33,344  | -0%   |
| <b>Winter</b>         |         |         |         |         |         |       |
| Credits               | -       | -       | 848     | 641     | 771     | -     |
| # Sections            | -       | -       | 32      | 23      | 39      | -     |
| Registrants           | -       | -       | 286     | 214     | 257     | -     |
| <b>Spring</b>         |         |         |         |         |         |       |
| Credits               | 86,210  | 85,855  | 83,322  | 85,025  | 84,262  | -2%   |
| # Sections            | 2,618   | 2,647   | 2,489   | 2,468   | 2,407   | -8%   |
| Registrants           | 30,347  | 30,448  | 29,172  | 29,974  | 29,799  | -2%   |
| <b>AY Total</b>       |         |         |         |         |         |       |
| Credits               | 184,821 | 185,147 | 182,522 | 185,401 | 184,158 | -0%   |
| # Sections            | 5,799   | 5,750   | 5,581   | 5,561   | 5,375   | -7%   |
| Registrants           | 66,000  | 66,493  | 64,788  | 66,255  | 65,808  | -0%   |

| Graduate Credits |         |         |         |         |         |       |
|------------------|---------|---------|---------|---------|---------|-------|
|                  | 2018-19 | 2019-20 | 2020-21 | 2021-22 | 2022-23 | Syr Δ |
| <b>Summer</b>    |         |         |         |         |         |       |
| Credits          | 12,651  | 12,690  | 11,928  | 11,027  | 9,560   | -24%  |
| # Sections       | 961     | 947     | 978     | 1,145   | 1,083   | 13%   |
| Registrants      | 4,959   | 5,155   | 4,759   | 4,369   | 3,815   | -23%  |
| <b>Fall</b>      |         |         |         |         |         |       |
| Credits          | 36,424  | 39,893  | 34,574  | 33,542  | 31,061  | -15%  |
| # Sections       | 2,024   | 2,188   | 2,206   | 2,268   | 2,224   | 10%   |
| Registrants      | 13,093  | 13,767  | 12,830  | 12,337  | 11,443  | -13%  |
| <b>Winter</b>    |         |         |         |         |         |       |
| Credits          | -       | -       | 145     | 42      | 3       | -     |
| # Sections       | -       | -       | 14      | 10      | 12      | -     |
| Registrants      | -       | -       | 80      | 24      | 34      | -     |
| <b>Spring</b>    |         |         |         |         |         |       |
| Credits          | 35,188  | 36,347  | 32,978  | 33,203  | 30,523  | -13%  |
| # Sections       | 2,207   | 2,522   | 2,446   | 2,403   | 2,329   | 6%    |
| Registrants      | 13,206  | 13,470  | 12,571  | 12,846  | 11,933  | -10%  |
| <b>AY Total</b>  |         |         |         |         |         |       |
| Credits          | 84,263  | 88,930  | 79,625  | 77,814  | 71,147  | -16%  |
| # Sections       | 5,192   | 5,657   | 5,630   | 5,826   | 5,648   | 9%    |
| Registrants      | 31,258  | 32,392  | 30,160  | 29,576  | 27,225  | -13%  |

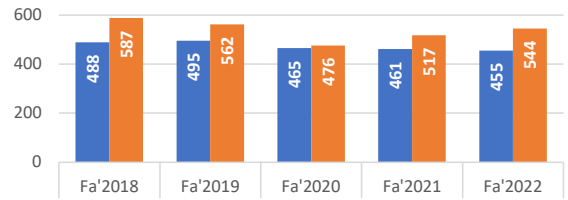
\*Note: Graduate Business credits include China MBA.  
NOTE: Credits as of end of academic year.



## Fall 2018 to Fall 2022 Faculty Trends

**Faculty by Status**

|           | Fa'2018 | Fa'2019 | Fa'2020 | Fa'2021 | Fa'2022 | Col % | 5yr Δ |
|-----------|---------|---------|---------|---------|---------|-------|-------|
| Full-time | 488     | 495     | 465     | 461     | 455     | 46%   | -7%   |
| Part-time | 587     | 562     | 476     | 517     | 544     | 54%   | -7%   |
| Total     | 1075    | 1057    | 941     | 978     | 999     | 100%  | -7%   |



**FT Faculty by College/School**

|              | Fa'2018 | Fa'2019 | Fa'2020 | Fa'2021 | Fa'2022 | Col % | 5yr Δ |
|--------------|---------|---------|---------|---------|---------|-------|-------|
| Arts & Sci   | 180     | 180     | 175     | 177     | 177     | 39%   | -2%   |
| Business     | 55      | 57      | 56      | 54      | 57      | 13%   | 4%    |
| Comm & Arts  | 34      | 33      | 30      | 29      | 27      | 6%    | -21%  |
| Diplomacy    | 12      | 15      | 15      | 15      | 14      | 3%    | 17%   |
| Education    | 41      | 42      | 36      | 35      | 33      | 7%    | -20%  |
| Hlth/Med Sci | 53      | 53      | 52      | 50      | 47      | 10%   | -11%  |
| Nursing      | 40      | 37      | 36      | 33      | 31      | 7%    | -23%  |
| Medicine     | 9       | 9       | -       | -       | -       | -     | -     |
| Theology     | 9       | 9       | 9       | 9       | 9       | 2%    | 0%    |
| Law          | 45      | 50      | 46      | 48      | 49      | 11%   | 9%    |
| Core Faculty | 10      | 10      | 10      | 11      | 11      | 2%    | 10%   |
| Total        | 488     | 495     | 465     | 461     | 455     | 100%  | -7%   |

**FT Faculty by Race**

|              | Fa'2018 | Fa'2019 | Fa'2020 | Fa'2021 | Fa'2022 | Col % | 5yr Δ |
|--------------|---------|---------|---------|---------|---------|-------|-------|
| Hispanic     | 27      | 28      | 21      | 25      | 25      | 5%    | -7%   |
| Black        | 21      | 21      | 21      | 19      | 21      | 5%    | 0%    |
| Asian        | 41      | 40      | 41      | 39      | 39      | 9%    | -5%   |
| Am Ind/Alskn | 1       | 1       | 1       | 1       | 1       | 0%    | 0%    |
| White        | 383     | 390     | 369     | 363     | 358     | 79%   | -7%   |
| 2+ Races     | 0       | 1       | 1       | 2       | 0       | 0%    | -     |
| Unknown      | 15      | 14      | 11      | 12      | 11      | 2%    | -27%  |
| Total        | 488     | 495     | 465     | 461     | 455     | 100%  | -7%   |

**FT Faculty by Age**

|       | Fa'2018 | Fa'2019 | Fa'2020 | Fa'2021 | Fa'2022 | Col % | 5yr Δ |
|-------|---------|---------|---------|---------|---------|-------|-------|
| 20-29 | 4       | 5       | 6       | 5       | 2       | 0%    | -50%  |
| 30-39 | 83      | 76      | 66      | 47      | 60      | 13%   | -28%  |
| 40-49 | 127     | 132     | 128     | 121     | 113     | 25%   | -11%  |
| 50-59 | 137     | 140     | 137     | 137     | 131     | 29%   | -4%   |
| 60-65 | 66      | 70      | 67      | 75      | 73      | 16%   | 11%   |
| 66-75 | 63      | 62      | 52      | 65      | 61      | 13%   | -3%   |
| 76+   | 8       | 10      | 9       | 11      | 15      | 3%    | 88%   |
| Total | 488     | 495     | 465     | 461     | 455     | 100%  | -7%   |

**FT Faculty by Rank**

|             | Fa'2018 | Fa'2019 | Fa'2020 | Fa'2021 | Fa'2022 | Col % | 5yr Δ |
|-------------|---------|---------|---------|---------|---------|-------|-------|
| Professor   | 113     | 118     | 117     | 123     | 116     | 25%   | 3%    |
| Assoc. Prof | 152     | 153     | 141     | 135     | 142     | 31%   | -7%   |
| Asst. Prof  | 104     | 96      | 86      | 85      | 82      | 18%   | -21%  |
| Instructor  | 54      | 40      | 23      | 17      | 15      | 3%    | -72%  |
| Lecturer    | 17      | 19      | 17      | 17      | 17      | 4%    | 0%    |
| Other       | 48      | 69      | 81      | 84      | 83      | 18%   | 73%   |
| Total       | 488     | 495     | 465     | 461     | 455     | 100%  | -7%   |

**FT Faculty by Years of Service**

|             | Fa'2018 | Fa'2019 | Fa'2020 | Fa'2021 | Fa'2022 | Col % | 5yr Δ |
|-------------|---------|---------|---------|---------|---------|-------|-------|
| New         | 43      | 36      | 18      | 17      | 37      | 8%    | -14%  |
| 1-5 yrs     | 137     | 155     | 155     | 136     | 97      | 21%   | -29%  |
| 6-10 yrs    | 80      | 77      | 74      | 72      | 78      | 17%   | -3%   |
| 11-20 yrs   | 129     | 127     | 121     | 125     | 129     | 28%   | 0%    |
| Over 20 yrs | 99      | 100     | 97      | 111     | 114     | 25%   | 15%   |
| Total       | 488     | 495     | 465     | 461     | 455     | 100%  | -7%   |

**FT Faculty by Tenure Status**

|            | Fa'2018 | Fa'2019 | Fa'2020 | Fa'2021 | Fa'2022 | Col % | 5yr Δ |
|------------|---------|---------|---------|---------|---------|-------|-------|
| Tenured    | 225     | 223     | 217     | 220     | 216     | 47%   | -4%   |
| On-Track   | 62      | 63      | 58      | 53      | 51      | 11%   | -18%  |
| Ineligible | 201     | 209     | 190     | 188     | 188     | 41%   | -6%   |
| Total      | 488     | 495     | 465     | 461     | 455     | 100%  | -7%   |

**FT Faculty by Highest Degree Earned**

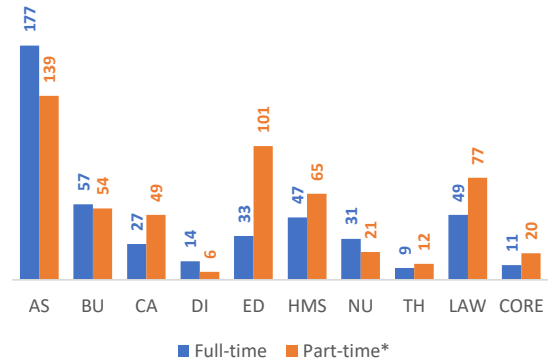
|           | Fa'2018 | Fa'2019 | Fa'2020 | Fa'2021 | Fa'2022 | Col % | 5yr Δ |
|-----------|---------|---------|---------|---------|---------|-------|-------|
| Doctoral  | 415     | 420     | 398     | 401     | 401     | 88%   | -3%   |
| Masters   | 68      | 67      | 64      | 58      | 52      | 11%   | -24%  |
| Bachelors | 5       | 5       | 2       | 2       | 2       | 0%    | -60%  |
| Unknown   | 0       | 3       | 1       | 0       | 0       | 0%    | -     |
| Total     | 488     | 495     | 465     | 461     | 455     | 100%  | -7%   |
| Terminal* | 437     | 443     | 417     | 419     | 414     | 91%   | -5%   |

\*Terminal degrees are the highest degree that can be awarded in a particular

NOTE: Priest faculty and librarians are excluded.

## Fall 2022 Faculty Profile by College (Priest Faculty and Librarians Excluded)

| Fall 2022 Faculty by Status |            |            |            |
|-----------------------------|------------|------------|------------|
|                             | Full-time  | Part-time* | Total      |
| Arts & Sci                  | 177        | 139        | 316        |
| Business                    | 57         | 54         | 111        |
| Comm & Arts                 | 27         | 49         | 76         |
| Diplomacy                   | 14         | 6          | 20         |
| Education                   | 33         | 101        | 134        |
| Hlth/Med Sci                | 47         | 65         | 112        |
| Nursing                     | 31         | 21         | 52         |
| Theology                    | 9          | 12         | 21         |
| Law                         | 49         | 77         | 126        |
| <u>Core Faculty</u>         | <u>11</u>  | <u>20</u>  | <u>31</u>  |
| <b>Total</b>                | <b>455</b> | <b>544</b> | <b>999</b> |



\*Note: Administrators who teach not included in the part-time figure.

### Full-Time Faculty Profile

| Fall 2022 Full-time Faculty by Gender |            |            |             |
|---------------------------------------|------------|------------|-------------|
|                                       | Male       | Female     | Total       |
| Arts & Sci                            | 103        | 74         | 177         |
| Business                              | 41         | 16         | 57          |
| Comm & Arts                           | 14         | 13         | 27          |
| Diplomacy                             | 9          | 5          | 14          |
| Education                             | 15         | 18         | 33          |
| Hlth/Med Sci                          | 13         | 34         | 47          |
| Nursing                               | 0          | 31         | 31          |
| Theology                              | 8          | 1          | 9           |
| Law                                   | 25         | 24         | 49          |
| <u>Core Faculty</u>                   | <u>9</u>   | <u>2</u>   | <u>11</u>   |
| <b>Total</b>                          | <b>237</b> | <b>218</b> | <b>455</b>  |
| <b>Row %</b>                          | <b>52%</b> | <b>48%</b> | <b>100%</b> |

| Fall 2022 Full-time Faculty by Race/Ethnicity |                    |           |                  |           |            |           |           |             |
|---|--------------------|-----------|------------------|-----------|------------|-----------|-----------|-------------|
|   | Am Ind/<br>Alaskan | Asian     | Black/<br>Afr Am | Hispanic  | White      | 2+ Races  | Unknwn    | Total       |
| Arts & Sci                                    | 0                  | 15        | 5                | 11        | 139        | 0         | 7         | 177         |
| Business                                      | 0                  | 11        | 2                | 2         | 42         | 0         | 0         | 57          |
| Comm & Arts                                   | 0                  | 0         | 1                | 1         | 24         | 0         | 1         | 27          |
| Diplomacy                                     | 1                  | 3         | 2                | 1         | 7          | 0         | 0         | 14          |
| Education                                     | 0                  | 2         | 2                | 3         | 26         | 0         | 0         | 33          |
| Hlth/Med Sci                                  | 0                  | 5         | 2                | 3         | 37         | 0         | 0         | 47          |
| Nursing                                       | 0                  | 1         | 3                | 1         | 24         | 0         | 2         | 31          |
| Theology                                      | 0                  | 0         | 0                | 1         | 8          | 0         | 0         | 9           |
| Law   | 0                  | 2         | 3                | 2         | 41         | 0         | 1         | 49          |
| <u>Core Faculty</u>                           | <u>0</u>           | <u>0</u>  | <u>1</u>         | <u>0</u>  | <u>10</u>  | <u>0</u>  | <u>0</u>  | <u>11</u>   |
| <b>Total</b>                                  | <b>1</b>           | <b>39</b> | <b>21</b>        | <b>25</b> | <b>358</b> | <b>0</b>  | <b>11</b> | <b>455</b>  |
| <b>Row %</b>                                  | <b>0%</b>          | <b>9%</b> | <b>5%</b>        | <b>5%</b> | <b>79%</b> | <b>0%</b> | <b>2%</b> | <b>100%</b> |

## Fall 2022 Faculty Profile by College (Priest Faculty and Librarians Excluded)

### Fall 2022 Full-time Faculty by Tenure Status

|                     | Tenured    | On-Track   | Ineligible | Total       |
|---------------------|------------|------------|------------|-------------|
| Arts & Sci          | 108        | 17         | 52         | 177         |
| Business            | 33         | 5          | 19         | 57          |
| Comm & Arts         | 16         | 5          | 6          | 27          |
| Diplomacy           | 11         | 2          | 1          | 14          |
| Education           | 15         | 10         | 8          | 33          |
| Hlth/Med Sci        | 1          | 0          | 46         | 47          |
| Nursing             | 10         | 4          | 17         | 31          |
| Theology            | 0          | 0          | 9          | 9           |
| Law                 | 21         | 8          | 20         | 49          |
| <u>Core Faculty</u> | <u>1</u>   | <u>0</u>   | <u>10</u>  | <u>11</u>   |
| Total               | 216        | 51         | 188        | 455         |
| <b>Row %</b>        | <b>47%</b> | <b>11%</b> | <b>41%</b> | <b>100%</b> |

### Fall 2022 Full-time Faculty by Rank

|                     | Prof       | Assoc Prof | Asst Prof  | Instr     | Lect      | Other      | Total       |
|---------------------|------------|------------|------------|-----------|-----------|------------|-------------|
| Arts & Sci          | 56         | 52         | 17         | 0         | 14        | 38         | 177         |
| Business            | 10         | 23         | 5          | 0         | 2         | 17         | 57          |
| Comm & Arts         | 6          | 10         | 5          | 0         | 1         | 5          | 27          |
| Diplomacy           | 8          | 3          | 2          | 0         | 0         | 1          | 14          |
| Education           | 6          | 8          | 11         | 0         | 0         | 8          | 33          |
| Hlth/Med Sci        | 3          | 14         | 20         | 10        | 0         | 0          | 47          |
| Nursing             | 2          | 12         | 12         | 5         | 0         | 0          | 31          |
| Theology            | 4          | 5          | 0          | 0         | 0         | 0          | 9           |
| Law                 | 20         | 15         | 10         | 0         | 0         | 4          | 49          |
| <u>Core Faculty</u> | <u>1</u>   | <u>0</u>   | <u>0</u>   | <u>0</u>  | <u>0</u>  | <u>10</u>  | <u>11</u>   |
| Total               | 116        | 142        | 82         | 15        | 17        | 83         | 455         |
| <b>Row %</b>        | <b>25%</b> | <b>31%</b> | <b>18%</b> | <b>3%</b> | <b>4%</b> | <b>18%</b> | <b>100%</b> |

### Fall 2022 Full-time Faculty by Age

|                     | 20-29     | 30-39      | 40-49      | 50-59      | 60-65      | 66-75      | 76+       | Total       |
|---------------------|-----------|------------|------------|------------|------------|------------|-----------|-------------|
| Arts & Sci          | 2         | 22         | 40         | 58         | 29         | 22         | 4         | 177         |
| Business            | 0         | 6          | 10         | 10         | 13         | 13         | 5         | 57          |
| Comm & Arts         | 0         | 6          | 5          | 5          | 7          | 4          | 0         | 27          |
| Diplomacy           | 0         | 1          | 4          | 6          | 2          | 1          | 0         | 14          |
| Education           | 0         | 8          | 6          | 8          | 2          | 5          | 4         | 33          |
| Hlth/Med Sci        | 0         | 7          | 18         | 15         | 1          | 5          | 1         | 47          |
| Nursing             | 0         | 1          | 4          | 10         | 7          | 8          | 1         | 31          |
| Theology            | 0         | 1          | 4          | 2          | 1          | 1          | 0         | 9           |
| Law                 | 0         | 5          | 16         | 16         | 10         | 2          | 0         | 49          |
| <u>Core Faculty</u> | <u>0</u>  | <u>3</u>   | <u>6</u>   | <u>1</u>   | <u>1</u>   | <u>0</u>   | <u>0</u>  | <u>11</u>   |
| Total               | 2         | 60         | 113        | 131        | 73         | 61         | 15        | 455         |
| <b>Row %</b>        | <b>0%</b> | <b>13%</b> | <b>25%</b> | <b>29%</b> | <b>16%</b> | <b>13%</b> | <b>3%</b> | <b>100%</b> |

## 2022-2023 Credits Taught and Average Class Size by Faculty Home College/School

\*\*\* for All Courses \*\*\*

Schedule Types Excluded: IND - Independent Study

| Faculty's Home College/School  | Fall 2022  |               |            |               |              |                | Spring 2023 |               |            |               |              |                | 2022-2023        |              | 2022-2023      |              |                |              |
|--------------------------------|------------|---------------|------------|---------------|--------------|----------------|-------------|---------------|------------|---------------|--------------|----------------|------------------|--------------|----------------|--------------|----------------|--------------|
|                                | Full-time  |               | Part-time  |               | Total        |                | Full-time   |               | Part-time  |               | Total        |                | % Credits Taught |              | Full-time      |              | Part-time      |              |
|                                | #          | Credits       | #          | Credits       | #            | Credits        | #           | Credits       | #          | Credits       | #            | Credits        | Full-time        | Part-time    | Avg Class Size | # Sect       | Avg Class Size | # Sect       |
| College of Arts and Sciences   | 175        | 35,547        | 148        | 15,722        | 323          | 51,270         | 170         | 31,238        | 146        | 14,396        | 316          | 45,634         | 69%              | 31%          | 20.6           | 1,159        | 19.9           | 533          |
| Stillman School of Business    | 51         | 11,595        | 61         | 7,138         | 112          | 18,733         | 50          | 11,142        | 64         | 7,072         | 114          | 18,215         | 62%              | 38%          | 25.1           | 330          | 25.6           | 188          |
| College of Communication-Arts  | 27         | 4,189         | 53         | 4,041         | 80           | 8,230          | 26          | 3,833         | 56         | 3,985         | 82           | 7,818          | 50%              | 50%          | 16.5           | 165          | 15.9           | 176          |
| Sch of Diplomacy and Intl Rel  | 16         | 2,127         | 7          | 558           | 23           | 2,685          | 13          | 1,719         | 5          | 402           | 18           | 2,121          | 80%              | 20%          | 19.4           | 66           | 28.6           | 25           |
| Col of Education and Human Srv | 34         | 2,955         | 105        | 3,964         | 139          | 6,919          | 33          | 3,021         | 87         | 3,867         | 120          | 6,888          | 43%              | 57%          | 7.7            | 260          | 9.6            | 306          |
| College of Nursing             | 32         | 3,970         | 23         | 1,323         | 55           | 5,293          | 33          | 5,124         | 36         | 1,341         | 69           | 6,465          | 77%              | 23%          | 12.7           | 232          | 13.3           | 54           |
| University Core                | 11         | 1,789         | 16         | 1,678         | 27           | 3,467          | 9           | 1,530         | 9          | 615           | 18           | 2,145          | 59%              | 41%          | 19.9           | 54           | 20.0           | 39           |
| Sch of Health and Medical Sci  | 45         | 5,796         | 58         | 2,666         | 103          | 8,462          | 44          | 6,023         | 52         | 2,237         | 96           | 8,260          | 71%              | 29%          | 17.4           | 275          | 25.7           | 53           |
| Law School                     | 49         | 8,558         | 77         | 3,265         | 126          | 11,823         | 48          | 7,973         | 81         | 4,482         | 129          | 12,455         | 68%              | 32%          | 26.8           | 213          | 13.7           | 242          |
| Immac Concep Sch of Theology   | 17         | 1,273         | 16         | 502           | 33           | 1,775          | 16          | 1,442         | 11         | 348           | 27           | 1,790          | 76%              | 24%          | 13.2           | 67           | 7.2            | 47           |
| Academic Programs              |            |               | 7          | 767           | 7            | 767            |             |               | 4          | 261           | 4            | 261            |                  | 100%         |                |              | 22.9           | 30           |
| Special Programs               | 1          | 35            | 11         | 652           | 12           | 687            | 1           | 23            | 9          | 248           | 10           | 271            | 6%               | 94%          | 12.6           | 7            | 20.0           | 44           |
| University Library             | 1          | 48            |            |               | 1            | 48             | 1           | 270           |            |               | 1            | 270            | 100%             |              | 26.5           | 4            |                |              |
| No Data                        |            |               | 35         | 2,607         | 35           | 2,607          |             |               | 20         | 1,359         | 20           | 1,359          |                  | 100%         |                |              | 18.7           | 89           |
| <b>Total</b>                   | <b>459</b> | <b>77,882</b> | <b>617</b> | <b>44,883</b> | <b>1,076</b> | <b>122,765</b> | <b>444</b>  | <b>73,339</b> | <b>580</b> | <b>40,613</b> | <b>1,024</b> | <b>113,952</b> |                  |              | <b>19.0</b>    | <b>2,832</b> | <b>17.3</b>    | <b>1,826</b> |
| <b>Total % of Credits</b>      |            |               |            |               |              |                |             |               |            |               |              |                | <b>63.9%</b>     | <b>36.1%</b> |                |              |                |              |

Note 1: Cross-listed courses in Banner are counted as one class instance. The enrollments are totaled in calculating average class size.

Note 2: For team taught courses, credits were evenly distributed across all faculty teaching the course.

Note 3: For team taught courses, average class size was credited to only the instructor identified as the primary in Banner. Otherwise, the course would be counted multiple times in the average.

Note 4: Zero credit courses are included (ie, ESL and MBA pre-qualifiers).

Note 5: Freshman Studies courses, while technically residing in the College of Education, are included in "Special Programs" since that is the faculty's home college/school.

Note 6: School of Medicine is excluded.

## 2022-2023 Credits Taught and Average Class Size by Faculty Home College/School

**\*\*\* for Undergraduate Courses \*\*\***

*Schedule Types Excluded:* IND - Independent Study

| Faculty's Home College/School  | Fall 2022  |               |            |               |            |               | Spring 2023 |               |            |               |            |               | 2022-2023        |              | 2022-2023      |              |                |              |
|--------------------------------|------------|---------------|------------|---------------|------------|---------------|-------------|---------------|------------|---------------|------------|---------------|------------------|--------------|----------------|--------------|----------------|--------------|
|                                | Full-time  |               | Part-time  |               | Total      |               | Full-time   |               | Part-time  |               | Total      |               | % Credits Taught |              | Full-time      |              | Part-time      |              |
|                                | #          | Credits       | #          | Credits       | #          | Credits       | #           | Credits       | #          | Credits       | #          | Credits       | Full-time        | Part-time    | Avg Class Size | # Sect       | Avg Class Size | # Sect       |
| College of Arts and Sciences   | 164        | 34,046        | 142        | 15,390        | 306        | 49,436        | 158         | 29,976        | 141        | 14,124        | 299        | 44,100        | 68%              | 32%          | 22.6           | 1,003        | 20.3           | 511          |
| Stillman School of Business    | 49         | 9,817         | 55         | 6,473         | 104        | 16,290        | 47          | 9,748         | 51         | 6,068         | 98         | 15,817        | 61%              | 39%          | 27.3           | 237          | 27.8           | 149          |
| College of Communication-Arts  | 25         | 4,042         | 51         | 3,945         | 76         | 7,987         | 25          | 3,671         | 53         | 3,913         | 78         | 7,584         | 50%              | 50%          | 17.8           | 148          | 16.0           | 171          |
| Sch of Diplomacy and Intl Rel  | 8          | 1,215         | 7          | 510           | 15         | 1,725         | 7           | 1,041         | 5          | 315           | 12         | 1,356         | 73%              | 27%          | 24.0           | 31           | 33.5           | 20           |
| Col of Education and Human Srv | 11         | 1,268         | 24         | 1,381         | 35         | 2,649         | 12          | 1,221         | 22         | 1,613         | 34         | 2,834         | 45%              | 55%          | 15.3           | 53           | 17.0           | 75           |
| College of Nursing             | 23         | 3,147         | 17         | 887           | 40         | 4,034         | 25          | 4,290         | 27         | 770           | 52         | 5,061         | 82%              | 18%          | 14.1           | 171          | 14.0           | 29           |
| University Core                | 11         | 1,789         | 16         | 1,678         | 27         | 3,467         | 9           | 1,530         | 9          | 576           | 18         | 2,106         | 60%              | 40%          | 19.9           | 54           | 20.2           | 38           |
| Sch of Health and Medical Sci  | 23         | 1,001         | 27         | 793           | 50         | 1,794         | 22          | 1,241         | 19         | 765           | 41         | 2,006         | 59%              | 41%          | 24.4           | 52           | 42.9           | 15           |
| Immac Concep Sch of Theology   | 6          | 681           | 1          | 0             | 7          | 681           | 8           | 807           | 1          | 0             | 9          | 807           | 100%             | 0%           | 16.7           | 28           | 1.0            | 2            |
| Academic Programs              |            |               | 7          | 767           | 7          | 767           |             |               | 4          | 261           | 4          | 261           |                  | 100%         |                |              | 22.9           | 30           |
| Special Programs               | 1          | 35            | 11         | 652           | 12         | 687           | 1           | 23            | 9          | 248           | 10         | 271           | 6%               | 94%          | 12.6           | 7            | 20.0           | 44           |
| University Library             | 1          | 48            |            |               | 1          | 48            | 1           | 270           |            |               | 1          | 270           | 100%             |              | 26.5           | 4            |                |              |
| No Data                        |            |               | 32         | 2,452         | 32         | 2,452         |             |               | 19         | 1,327         | 19         | 1,327         |                  | 100%         |                |              | 19.3           | 83           |
| <b>Total</b>                   | <b>322</b> | <b>57,088</b> | <b>390</b> | <b>34,929</b> | <b>712</b> | <b>92,017</b> | <b>315</b>  | <b>53,820</b> | <b>360</b> | <b>29,980</b> | <b>675</b> | <b>83,800</b> |                  |              | <b>21.6</b>    | <b>1,788</b> | <b>20.7</b>    | <b>1,167</b> |
| <b>Total % of Credits</b>      |            |               |            |               |            |               |             |               |            |               |            |               | <b>63.1%</b>     | <b>36.9%</b> |                |              |                |              |

Note 1: Cross-listed courses in Banner are counted as one class instance. The enrollments are totaled in calculating average class size.

Note 2: For team taught courses, credits were evenly distributed across all faculty teaching the course.

Note 3: For team taught courses, average class size was credited to only the instructor identified as the primary in Banner. Otherwise, the course would be counted multiple times in the average.

Note 4: Zero credit courses are included (ie, ESL and MBA pre-qualifiers).

Note 5: Freshman Studies courses, while technically residing in the College of Education, are included in "Special Programs" since that is the faculty's home college/school.

Note 6: School of Medicine is excluded.

## 2022-2023 Credits Taught and Average Class Size by Faculty Home College/School

**\*\*\* for Graduate/Law Courses \*\*\***

*Schedule Types Excluded:* IND - Independent Study

| Faculty's Home College/School  | Fall 2022  |               |            |              |            |               | Spring 2023 |               |            |               |            |               | 2022-2023        |              | 2022-2023      |              |                |            |
|--------------------------------|------------|---------------|------------|--------------|------------|---------------|-------------|---------------|------------|---------------|------------|---------------|------------------|--------------|----------------|--------------|----------------|------------|
|                                | Full-time  |               | Part-time  |              | Total      |               | Full-time   |               | Part-time  |               | Total      |               | % Credits Taught |              | Full-time      |              | Part-time      |            |
|                                | #          | Credits       | #          | Credits      | #          | Credits       | #           | Credits       | #          | Credits       | #          | Credits       | Full-time        | Part-time    | Avg Class Size | # Sect       | Avg Class Size | # Sect     |
|                                |            |               |            |              |            |               |             |               |            |               |            |               |                  |              |                |              |                |            |
| College of Arts and Sciences   | 43         | 1,502         | 13         | 332          | 56         | 1,834         | 45          | 1,262         | 9          | 272           | 54         | 1,534         | 82%              | 18%          | 7.9            | 156          | 11.5           | 22         |
| Stillman School of Business    | 28         | 1,778         | 14         | 665          | 42         | 2,443         | 23          | 1,394         | 19         | 1,004         | 42         | 2,398         | 66%              | 34%          | 19.7           | 93           | 17.4           | 39         |
| College of Communication-Arts  | 4          | 147           | 3          | 96           | 7          | 243           | 4           | 162           | 3          | 72            | 7          | 234           | 65%              | 35%          | 5.3            | 17           | 11.2           | 5          |
| Sch of Diplomacy and Intl Rel  | 12         | 912           | 1          | 48           | 13         | 960           | 11          | 678           | 2          | 87            | 13         | 765           | 92%              | 8%           | 15.4           | 35           | 9.0            | 5          |
| Col of Education and Human Srv | 29         | 1,687         | 84         | 2,583        | 113        | 4,270         | 25          | 1,800         | 67         | 2,254         | 92         | 4,054         | 42%              | 58%          | 5.8            | 207          | 7.2            | 231        |
| College of Nursing             | 11         | 823           | 7          | 436          | 18         | 1,259         | 11          | 834           | 9          | 570           | 20         | 1,404         | 62%              | 38%          | 9.0            | 61           | 12.6           | 25         |
| University Core                |            |               |            |              |            |               |             |               | 1          | 39            | 1          | 39            |                  | 100%         |                |              | 13.0           | 1          |
| Sch of Health and Medical Sci  | 43         | 4,795         | 56         | 1,872        | 99         | 6,668         | 43          | 4,782         | 49         | 1,472         | 92         | 6,254         | 74%              | 26%          | 15.8           | 223          | 19.0           | 38         |
| Law School                     | 49         | 8,558         | 77         | 3,265        | 126        | 11,823        | 48          | 7,973         | 81         | 4,482         | 129        | 12,455        | 68%              | 32%          | 26.8           | 213          | 13.7           | 242        |
| Immac Concep Sch of Theology   | 15         | 592           | 16         | 502          | 31         | 1,094         | 11          | 635           | 11         | 348           | 22         | 983           | 59%              | 41%          | 10.7           | 39           | 7.5            | 45         |
| No Data                        |            |               | 4          | 155          | 4          | 155           |             |               | 1          | 32            | 1          | 32            |                  | 100%         |                |              | 11.5           | 6          |
| <b>Total</b>                   | <b>234</b> | <b>20,794</b> | <b>275</b> | <b>9,954</b> | <b>509</b> | <b>30,748</b> | <b>221</b>  | <b>19,519</b> | <b>252</b> | <b>10,633</b> | <b>473</b> | <b>30,152</b> |                  |              | <b>14.4</b>    | <b>1,044</b> | <b>11.3</b>    | <b>659</b> |
| <b>Total % of Credits</b>      |            |               |            |              |            |               |             |               |            |               |            |               | <b>66.2%</b>     | <b>33.8%</b> |                |              |                |            |

Note 1: Cross-listed courses in Banner are counted as one class instance. The enrollments are totaled in calculating average class size.

Note 2: For team taught courses, credits were evenly distributed across all faculty teaching the course.

Note 3: For team taught courses, average class size was credited to only the instructor identified as the primary in Banner. Otherwise, the course would be counted multiple times in the average.

Note 4: Zero credit courses are included (ie, ESL and MBA pre-qualifiers).

Note 5: Freshman Studies courses, while technically residing in the College of Education, are included in "Special Programs" since that is the faculty's home college/school.

Note 6: School of Medicine is excluded.

## Seton Hall University Officers

### **2022-23 Executive Cabinet Members**

|                          |  |
|--------------------------|--|
| Joseph Nyre, PhD         | President  |
| Katia Passerini, PhD     | Provost and Executive Vice President                   |
| Matthew Borowick, MBA    | Vice President for Division of University Relations    |
| Monica Burnette, PhD     | Vice President for Student Services                    |
| Donna McMonagle, BA      | Vice President for Finance and Chief Financial Officer |
| Reverend Colin Kay, MDiv | Vice President for Mission and Ministry                |
| Patrick Lyons, MBA, MST  | Executive Vice President and Chief of Staff            |
| Alyssa McCloud, PhD      | Senior Vice President for Enrollment Management        |
| Michele Nelson, PhD      | Vice President for Board Affairs & University Strategy |
| Jon Paparsenos, BA       | Vice President for University Advancement              |

### **2022-23 Academic Officers**

|  |   |
|--|---|
| John Buschman, DLS   | Associate Provost for Research & Innovation   |
| Christopher Cuccia, EdD  | Associate Provost for Academic & Graduate Affairs & Inst'l Research                         |
| Erik Lillquist, JD   | Associate Provost for Strategy & Finance  |
| Jonathan Farina, PhD   | Interim Associate Provost for Undergrad Education & Assessment                              |
| Mary Kate Naatus, PhD* <small>(Effective January 2023)</small>   | Assistant Provost   |
| Amy F. Newcombe, JD  | Assistant Provost for Faculty Affairs   |
| John Buschman, DLS   | Dean, University Libraries  |
| Kip Cornwell, JD, MPhil* <small>(Effective January 2023)</small> | Interim Dean, School of Law   |
| Marie Foley, PhD, RN, CNL  | Dean, College of Nursing  |
| Georita Frierson, PhD  | Dean, College of Arts and Sciences  |
| Joseph Martinelli, EdD   | Interim Dean, College of Education and Human Services/College of Communication and the Arts |
| Rev. Msgr. Gerard McCarren, STD                                  | Rector/Dean, Immaculate Conception Seminary School of Theology                              |
| Mary Kate Naatus, PhD* <small>(Effective January 2023)</small>   | Dean, Continuing and Professional Education   |
| Brian Shulman, PhD   | Dean, School of Health and Medical Sciences   |
| Courtney Smith, PhD  | Dean, School of Diplomacy and International Relations                                       |
| Joyce Strawser, PhD  | Dean, Stillman School of Business   |