

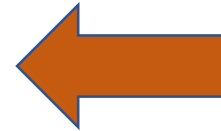


English ▾

LOG IN

LOG IN THROUGH MY INSTITUTION

REGISTER



Username

[Forgot?](#)

Password

[Forgot?](#)

Log In

New to the Citi Program? Read the [getting started guide](#) or watch the [getting started video](#).

Need Help? [Support Center](#)

Click on “Register” to proceed

[LOG IN](#)[LOG IN THROUGH MY INSTITUTION](#)[REGISTER](#)

CITI - Learner Registration

Steps: **1** 2 3 4 5 6 7

Select Your Organization Affiliation

This option is for persons affiliated with a CITI Program subscriber organization.

To find your organization, enter its name in the box below, then pick from the list of choices provided. ⓘ

Seton Hall University only allows the use of a CITI Program username/password for access. You will create this username and password in step 2 of registration.

- I AGREE to the [Terms of Service](#) and [Privacy Policy](#) for accessing CITI Program materials.
- I affirm that I am an affiliate of Seton Hall University.

[Continue To Create Your CITI Program Username/Password](#)

Populate the fields as indicated above

[LOG IN](#)[LOG IN THROUGH MY INSTITUTION](#)[REGISTER](#)

CITI - Learner Registration - Seton Hall University

Steps: [1](#) **[2](#)** [3](#) [4](#) [5](#) [6](#) [7](#)

Personal Information

* indicates a required field.

* First Name

* Last Name

* Email Address

* Verify email address

We urge you to provide a second email address, if you have one, in case messages are blocked or you lose the ability to access the first one. If you forget your username or password, you can recover that information using either email address.

Secondary email address

Verify secondary email address

[Continue To Step 3](#)

Complete the personal information and use your @shu.edu email address; a personal email should be used as secondary

Create your Username and Password

* indicates a required field.

Your username should consist of 4 to 50 characters. Your username is not case sensitive; "A12B34CD" is the same as "a12b34cd". Once created, your username will be part of the completion report.

* User Name

Your password should consist of 8 to 50 characters. Your password IS case sensitive; "A12B34CD" is not the same as "a12b34cd".

* Password

* Verify Password

Please choose a security question and provide an answer that you will remember. **NOTE: If you forget your login information, you will have to provide this answer to the security question in order to access your account.**

* Security Question

* Security Answer

Continue To Step 4

Create a user name and password according to the guidelines and select a security question and answer.



[LOG IN](#)

[LOG IN THROUGH MY INSTITUTION](#)

[REGISTER](#)

CITI - Learner Registration - Seton Hall University

Steps: [1](#) [2](#) [3](#) **4** [5](#) [6](#) [7](#)

* indicates a required field.

* Country of Residence

Search for country: Enter full or partial name (e.g., "United States") OR your country's two or three character abbreviation (e.g., "US", "USA"), then pick from the list of choices provided.

[Continue To Step 5](#)

Populate the field as indicated above

* indicates a required field.

* Are you interested in the option of receiving Continuing Education Unit (CEU) credit for completed CITI Program courses?

CITI is pleased to offer CE credits and units for purchase to learners qualifying for CE eligibility while concurrently meeting their institutions training requirements.

CE credits/units for physicians, psychologists, nurses, social workers and other professions allowed to use AMA PRA Category 1 credits for re-certification are available for many CITI courses – with that availability indicated on course and module listings. **Please register your interest for CE credits below** by checking the "YES" or "NO" dots, and, when applicable, types of credits you wish to earn at bottom of page. Please read texts entered for each option carefully.

Yes

At the start of your course, you will be prompted to click on a "CE Information" page link located at the top of your grade book and to VIEW and ACKNOWLEDGE accreditation and credit designation statements, learning objectives, faculty disclosures, types, number and costs of credits available for your course.

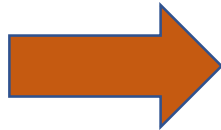
Yes

No


The CE functionality will not be activated for your course. Credits and units will therefore not be available to you for purchase after you start your course. You can change your preference to "YES" before such time however by clicking on the "CE Credit Status" tab located at the top of your grade book page.

No

Select No



You are not required to participate, but it is your decision.



* Can CITI Program contact you at a later date regarding participation in research surveys? ⓘ

- Yes
- No
- Not sure. Ask me later

* Can CITI Program contact you at a later date with marketing information? ⓘ

- Yes
- No

Continue To Step 6

Please provide the following information requested by Seton Hall University

* indicates a required field.

Language Preference

* Institutional Email Address

* Gender

* Highest Degree

Employee Number

Department

* Role In Human Subjects Research

* Office Phone

* Which Course Do You Plan To Take?

You are only required to answer the questions with a red asterisk.

Role in Human Subjects Research
-All faculty should select “Principal Investigator”
-Graduate/doctoral students should select “Student Researcher- Graduate Level”

Which Course Do you Plan to take?
See next page

Which Course Do you Plan to take?

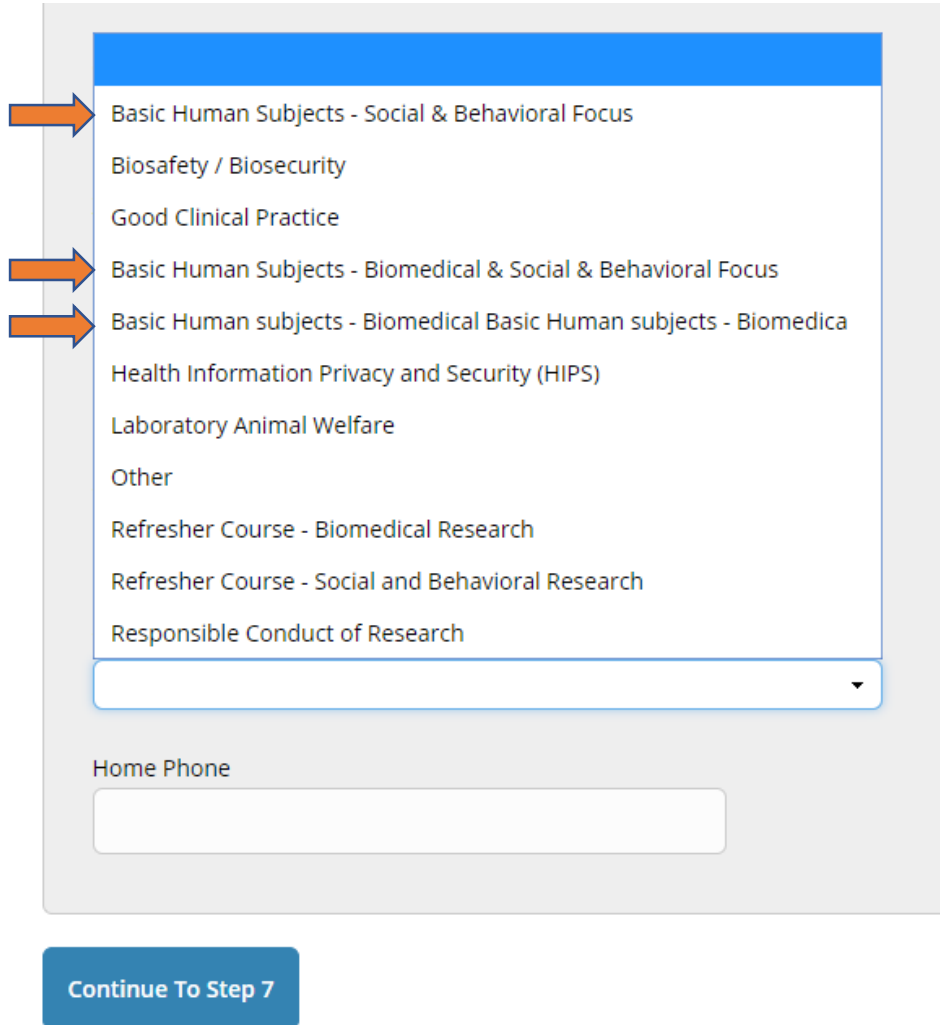
There are three options to choose from as indicated by the arrows. Select the training that corresponds to your research area.

Social & Behavioral Focus: emphasizes human activities that are related to motivation, viewpoints, psychological process and interactions that may occur between persons, groups, the community and/or society in controlled or free-living situations. This work is often performed by academic disciplines including, but not limited to anthropology, economics, education, history, political science, psychology and theology.

Biomedical Focus: broad area of science that investigates how the human body works or how humans perform under and respond to controlled or free-living situations. Experimentation may be used to describe biological and physiological processes in human participants that occur under normal health conditions or in response to changes in their internal or external environment. This type of research may be used to identify biomarkers and risk factors that contribute to the development of acute illness and chronic diseases, as well as interventions to assess the safety and efficacy of structured interventions.

Biomedical & Social & Behavioral Focus: a combined training that covers each of the two focus areas

These descriptions are not all-inclusive. If you are unsure as to which course to take, please contact the IRB at IRB@shu.edu for guidance.



The screenshot shows a web form for selecting a course. A blue header bar is at the top. Below it is a list of course options. Three orange arrows point to the following options: 'Basic Human Subjects - Social & Behavioral Focus', 'Basic Human Subjects - Biomedical & Social & Behavioral Focus', and 'Basic Human subjects - Biomedical Basic Human subjects - Biomedica'. Below the list is a dropdown menu, a 'Home Phone' label, and an empty text input field. At the bottom left is a blue button labeled 'Continue To Step 7'.

Basic Human Subjects - Social & Behavioral Focus

Biosafety / Biosecurity

Good Clinical Practice

Basic Human Subjects - Biomedical & Social & Behavioral Focus

Basic Human subjects - Biomedical Basic Human subjects - Biomedica

Health Information Privacy and Security (HIPS)

Laboratory Animal Welfare

Other

Refresher Course - Biomedical Research

Refresher Course - Social and Behavioral Research

Responsible Conduct of Research

Home Phone

Continue To Step 7

CITI - Learner Registration - Seton Hall University

 Steps : 1 2 3 4 5 6 **7**

Select Curriculum

* indicates a required field.



CITI Course Enrollment Procedure

The CITI Program provides courses in Human Subjects Protection, Good Clinical Practice, Health Information and Privacy, Lab Animal Welfare, and The Responsible Conduct of Research. Your organization likely has several requirements and perhaps some options to meet your instructional obligations.

- You will be provided one or more enrollment questions below.
- Your responses will determine the curriculum for the courses you will be taking.
- Please read the questions and responses carefully to make the best choice.

Laboratory Animal Welfare Course

If you are planning to use lab animals in your work, you are required to complete the CITI Lab Animal Welfare Course. You should:

- Choose the appropriate courses according to your role in research and the species you use.
- Choose all that apply.
- Contact your IACUC Office if you have questions regarding your requirements.

Question 3

If you want to take Responsible Conduct of Research (RCR) Course, please make your selection below.

Choose all that apply

- Biomedical Responsible Conduct of Research Course
- Social and Behavioral Responsible Conduct of Research Course
- Physical Science Responsible Conduct of Research Course
- Humanities Responsible Conduct of Research Course

Question 4

Social-Behavioral-Educational Course (Human Subjects Research)

Please make your selection below if you would like to enroll in the Social-Behavioral-Educational Basic Course:

Choose one answer

- Yes, enroll me in the Social-Behavioral-Educational course
- Not at this time

[Complete Registration](#)

You are not required to complete any of the items Question 1 or 2, unless you are engaging in research with animals.

Question 3: Select the “Responsible Conduct of Research Course” that corresponds to your research area (Biomedical or Social and Behavioral).

Question 4: optional

Click on “Complete Registration” to proceed



English ▾

[LOG IN](#)

[LOG IN THROUGH MY INSTITUTION](#)

[REGISTER](#)

CITI - Learner Registration

Welcome to the Citi Program. Your registration with **Seton Hall University** is complete.

[Finalize Registration](#)

Click on “Finalize Registration”