



Interprofessional Health Sciences Campus

Welcome Home



*Interprofessional Health Sciences
Campus*

***EMERGENCY PROCEDURES
ORIENTATION***



IHSC PUBLIC SAFETY SERVICES

Here To Serve and Protect YOU!

- Security patrols
- Campus access control
- Emergency communications
 - 24/7 Dispatch,
 - PirateAlert,
 - IHSC's Public Address System,
 - Emergency Telephones

IHSC PUBLIC SAFETY SERVICES
Here To Serve and Protect YOU!

- Emergency response
- Fire Safety
- Medical Assistance
- Investigations
- Emergency Management

*YOU HAVE AN IMPORTANT ROLE IN
PREPAREDENESS
AND
CRISIS MANAGEMENT*

- Be familiar with emergency procedures.
- Know where to get information, ask questions.
- Assist others and provide guidance when an emergency occurs.
- Act swiftly and with Determination.

AWARENESS

Be familiar with your surroundings.

Pay attention to people and activities going on around you.

Always have an escape route or hiding place.

NEVER TOTALLY TUNE OUT the World around you!

An All Hazards Approach

- NATURAL



- TECHNOLOGICAL



- MAN-MADE



*How will you know there's an **Emergency***

- On view,.. what you see happening around you.
- What you are hearing,...
Fire Alarms, Screams, Gun Shots,
the IHSC's Public Address System.
- Signs or Postings,... Take the time to read them and follow what they say.
- Route alerting,... Signs or broadcasts directing you to use certain evacuation or escape routes.

ENS....

Emergency Notification System!



- **Pirate Alert...**

Text Messaging

Cellular Voice Messaging

Landline Telephone

E-Mail

Alertus...

Emergency Notification System

An ENS that will appear on the screen of all network connected computers....

You can also contact PC Support to have it embedded in your personal computer...



Code Blue...web site

<http://blogs.shu.edu/codeblue/>

- Personal Safety Tips
- Weather Advisories
- Emergency Preparedness Activities
- Interactive Training Modules
- Lost and Found
- Crime Prevention Tips
- Local Police Blotter
- Traffic and Transit Reports



Then There's always....

Social Media...

Local Radio...

Local Television ...

Cable Networks!

Are you Prepared?

- Do you have an Emergency Plan.
- Do you have an Emergency Kit.
- Do you know a second and maybe third way to get out of a hazardous area and to a safe location.
- Do you know how to protect yourself...
Do you want to *GET TRAINED?*

IHSC

EMERGENCY PROCEDURES



- A plan gives you a starting point and a direction.
- An Emergency Kit provides you the tools and supplies you need to survive.
- Training shows you how to utilize those tools and different ways you can react to an emergency.

It's up to YOU!

Each emergency presents different challenges ...
and DANGERS.

Your training will dictate how you react in
emergencies.

Will you survive....

Or become a **VICTIM!**

REDUCE EXPOSURE TO HAZARDS

- TIME
- DISTANCE
- SHIELDING

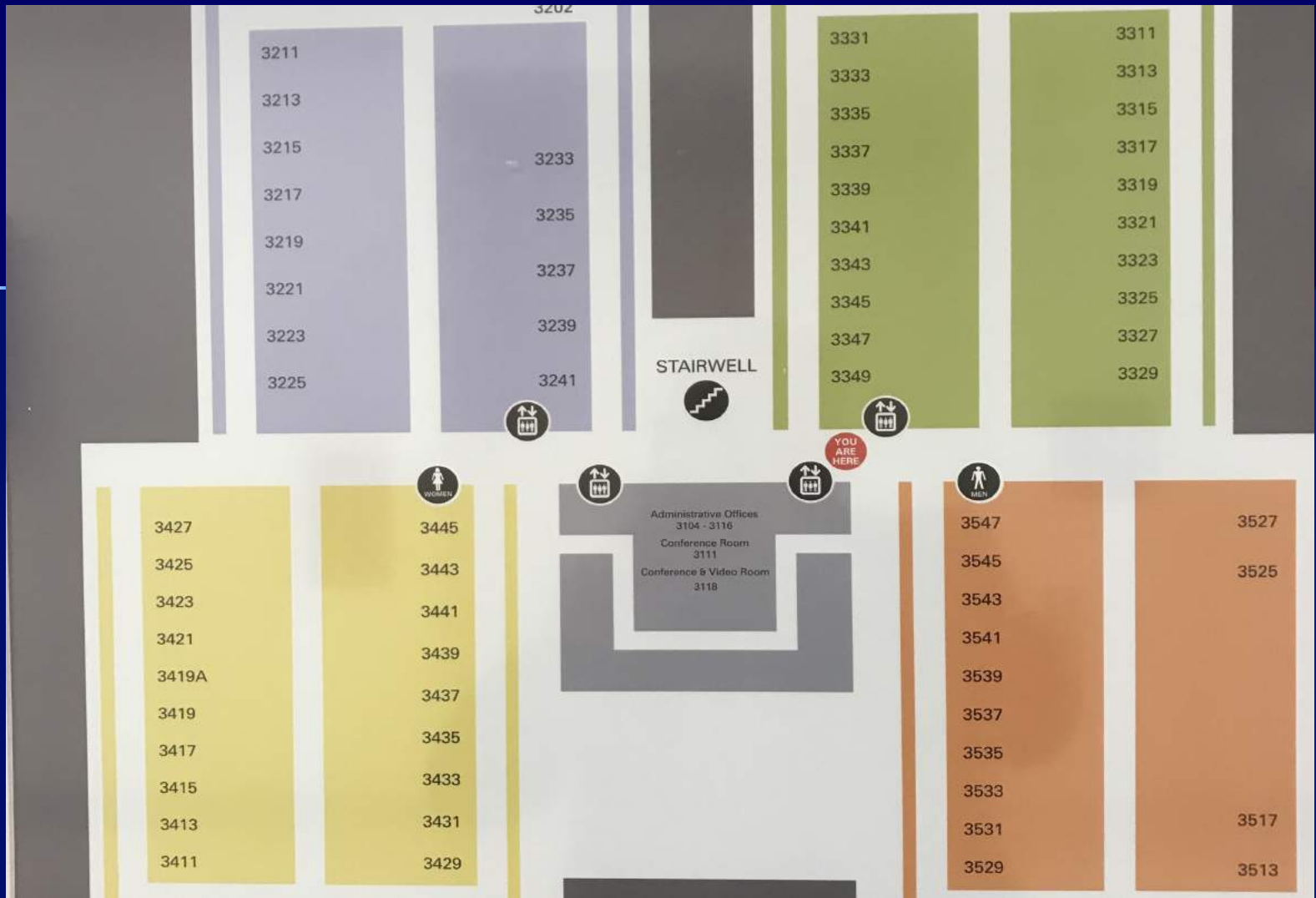


Know What To Do...

- **Listen**, understand the Emergency Message
- **Locate** the nearest Emergency Evacuation Exit Stairway
- **Calmly**...but quickly **Exit** the building
- **Immediately** report to your pre-designated *Evacuation Assembly Point*
- **Remain** quiet and follow Emergency Responders directions

SHELTER IN PLACE

- If outdoors, seek shelter indoors.
- Where to go inside the building depends on the nature of the hazard.
- Close and lock all doors and windows.
- Move away from large windows.



Know where you are in the building....

Know your floor....

Safety.....Dangerous



SHELTER IN PLACE...cont.

- Calmly and quietly monitor information sources (updates will be sent as soon as possible).
- Follow instructions provided over the IHSC's Public Address System.
- Evaluate the situation,
- Plan and act based on the circumstances, your capabilities and your training.

ACTIVE SHOOTER

- **RUN** – *Evacuate from the building, get as far away as possible*
- **HIDE** – *Barricade and remain quiet*
- **FIGHT** – *Act as a group to resist and subdue the shooter*



EVACUATIONS



- Numerous reasons to evacuate,
(fires, bomb threats, HAZMAT, etc.)
- Notification could come from multiple sources.....IHSC's Public Address System, PirateAlert, Alertus, fire alarm, or from responders.
- Evacuations may be on foot or by motor vehicle.

EVACUATIONS...cont.

- Evacuations may be conducted in stages.
- Calmly and quietly report to your **Evacuation Assemble Point** and follow further instructions.
- Assist the mobility impaired.



RIGHT.....WRONG



Each Floor Will Be Assigned to Report To A Specific Parking Row

In each row will have a specific reporting location for each Pod and one for the Center Core Office staff

Pod 500

Pod 400

Pod 300

Pod 200

Center Core Office



Your *Evacuation Assembly Points*

Accountability...

*Each row will be
divided into Pods...*

*You report to your
“Floors” row...*

*and then your Pods
individual **EAP***



Accountability....

Each Pod will have an “Accountability Officer” who will identify any missing Students or Staff from their Pod to the “Floor Captain”

Each Floor will have a “Floor Captain” who will identify missing Students or Staff from their floor to the Senior Accountability Officer “SAO”

Fire Safety

Why is it so Important to us at Seton Hall?

*February 20, 2003... Rhode Island
The Station Night Club Fire*



Most of the faces you see here died in the fire



When it was all over 100 young adults
perished

January 2000...

Three Students Died....

many more were seriously
injured in a Dormitory Fire...

at **Seton Hall University**

FIRE ALARMS

You need to know...when a Fire Alarm in the building sounds....

*The “Fire Floor”, as well as the floor above and the floor below **MUST** evacuate the building!!!*

Fire Safety.... as you leave...

- Check before opening doors
 - Feel the door with the BACK of your hand!



- Get out – if you see smoke...

Get Down...crawl low under smoke



- Always know 2 ways out and go to nearest safe fire exit



Fire Safety... as you leave...cont.

- *Close* all doors behind you on your way out.
- *Activate* the Fire Alarm as you leave
- *Warn* others as you evacuate.
- *Assist* Handicapped/disabled individuals.
- *Immediately* go to your assigned *EAP*

Fire Safety... if you can't get out!

- If you cannot safely evacuate due to fire/smoke conditions...
- Stay in your room, seal the door with a wet towel or blanket or anything to block the smoke.
- Go to the window.... wave a sheet or towel out the window... and call for help.

Fire Safety.... Helping Yourself

Always participate in

Fire and Evacuation Drills...

It's the Law...

and They May Just....


Save Your LIFE!!!

Never Use Elevators In A Fire!



If you become stuck in an elevator
Remain calm and call the
Fire Department – push the
FIREMENS HELMET!





Every Pod has an Emergency Fire / Evacuation stairwell leading to an outside exit!

Located at the rear of each Pod

Know which way to go.....



Follow Exit Signs to stairways



Every Stairway exit has a Fire Pull Box

Activate alarm; call 9-1-1



Your Way OUT!!!


What You Should See...

*Your FIRE EXIT
stairway door should
look like this*



*When you enter the
stairway you should see
something like this*





NEVER USE THIS STAIRWELL IN A FIRE

It's Not Pressurized

Located in the Center of the building
on the back side....

Do Not Use This Stairway In a FIRE!!!



CRIME...

On and off Campus.




- Always beware of your surroundings...
and **DON'T TUNE OUT THE WORLD!**
- When outside avoid isolation, travel with a friend.
- Control access to buildings and IHSC doors...
if they are authorized to come in they should have their ID card to swipe in!
- Never leave personal property unattended.

Emergencies Outside the Building...

*If you have a **Non-Emergency** problem anywhere outside the IHSC look for these **EMERGENCY PHONES...** and Push the **BLACK** button.*

Located in the parking lots and around the outside of the building they will immediately put you in contact with our...

Public Safety 24/7 Communications Center



Always call 9-1-1

*In An **Emergency...***

In an

EMERGENCY...

PUSH the RED Button...

*Your 9-1-1 call will go
directly to the*

Nutley Police Department

as well as...

IHSC Public Safety!



See Something....Say Something

- *Report Suspicious persons.....*

activities.....

packages.....

phone calls.....

E-mails.....

MEDICAL EMERGENCIES



- **Notify 9-1-1 and
Public Safety (973-542-6600)**
- Provide the location and condition of victim
- If possible assess and treat the “killers”...
(breathing, serious bleeding, and shock).
- Guide responders to the victims location.
- If requested assist responders, but don’t get in the way.

PUBLIC HEALTH



Common sense, education and prevention.

- *Simple things, such as covering coughs and washing hands frequently, use hand sanitizer.*
- *Contact your physician*
- *Consider getting yearly Vaccine shots*
- *If your sick...STAY HOME! (self-isolation)*

Everyone Reacts to Crisis and Danger differently...

Some people deny there's a problem...

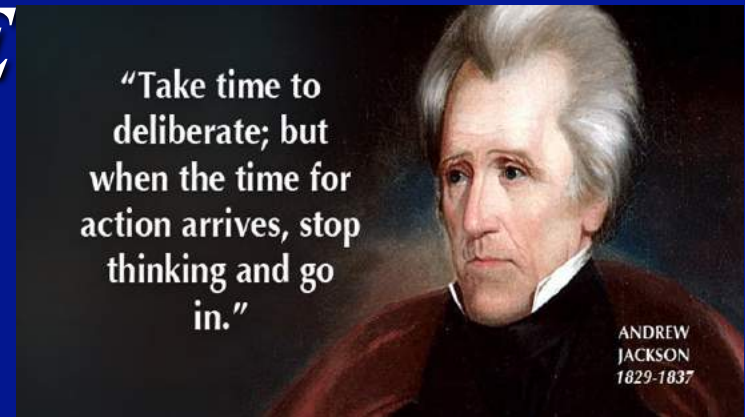
Some people deliberate or ponder the problem...

People with a Plan...

TAKE DECISIVE

"Take time to deliberate; but when the time for action arrives, stop thinking and go in."

ANDREW
JACKSON
1829-1837



CRISIS MANAGEMENT...

Getting Ready to TAKE ACTION



QUICKLY SIZE UP THE SITUATION

- Look at the situation, understand the hazards and determine your available resources.

DETERMINE A COURSE OF ACTION

Come up with a Plan...

- Call for Help? Stay or move? Begin protective actions?

TAKE ACTION

- Carry out your plan, evaluate the results of your actions and if necessary...modify plan.

TAKE ACTION

Do Something...Anything

Remember....

Even A Bad Plan is Better then

No Plan At All !!!!!

COMMUNITY EMERGENCY

RESPONSE TEAM



- *Volunteers trained in disaster preparedness and emergency response.*
- *Act as first responders to assist and guide others.*
- *Assist emergency responders during disasters.*

SUMMARY

- **BE AWARE** *of your surroundings (situational awareness), potential hazards, and sources of emergency information*
- **BE PREPARED** *– familiarize yourself with effective responses to emergency situations*
- **TAKE ACTION** *– based on available information use your best judgment and act to protect yourself and the people around you*

*Contact IHSC the
Department of Public Safety*

Emergencies:

9-1-1 or 973-542-6600

Non-Emergencies:

973-542-6600

piratealert@shu.edu

http://blogs.shu.edu/codeblue

Questions?

Barry E. Eck,

Assistant Director of Public Safety,

Emergency Management

973-275-2537 or Barry.Eck@shu.edu